

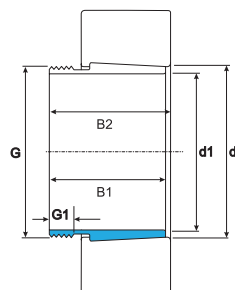
Withdrawal sleeves

Bussole di pressione

Dimension Dimensione								Designation Sigla				
d1 (mm)	d (mm)	B1 ⁽¹⁾ (mm)	B2 (mm)	G (mm)	G1 (mm)	G2 (mm)	A (mm)	Weight (kg) Peso (Kg)	Withdrawal sleeves <i>Bussole di pressione</i>	Dismounting nut <i>Ghiera per lo smontaggio</i>	Hydraulic lock nut <i>Ghiera idraulica</i>	
35	40	29	32	M 45 x 1.5	6	-	-	0.09	AH 308	KM 9	-	
	40	40	43	M 45 x 1.5	7	-	-	0.13	AH 2308	KM 9	-	
40	45	31	34	M 50 x 1.5	6	-	-	0.12	AH 309	KM 10	HMV 10 E	
	45	44	47	M 50 x 1.5	7	-	-	0.16	AH 2309	KM 10	HMV 10 E	
45	50	35	38	M 55 x 2	7	-	-	0.13	AHX 310	KM 11	HMV 11 E	
	50	50	53	M 55 x 2	9	-	-	0.19	AHX 2310	KM 11	HMV 11 E	
50	55	37	40	M 60 x 2	7	-	-	0.16	AHX 311	KM 12	HMV 12 E	
	55	54	57	M 60 x 2	10	-	-	0.26	AHX 2311	KM 12	HMV 12 E	
55	60	40	43	M 65 x 2	8	-	-	0.19	AHX 312	KM 13	HMV 13 E	
	60	58	61	M 65 x 2	11	-	-	0.3	AHX 2312	KM 13	HMV 13 E	
60	65	42	45	M 75 x 2	8	-	-	0.35	AH 313	KM 15	HMV 15 E	
	65	61	64	M 75 x 2	12	-	-	0.39	AH 2313	KM 15	HMV 15 E	
65	70	43	47	M 80 x 2	8	-	-	0.24	AH 314	KM 16	HMV 16 E	
	70	64	68	M 80 x 2	12	-	-	0.42	AHX 2314	KM 16	HMV 16 E	
70	75	45	49	M 85 x 2	8	-	-	0.29	AH 315	KM 17	HMV 17 E	
	75	68	72	M 85 x 2	12	-	-	0.48	AHX 2315	KM 17	HMV 17 E	
75	80	48	52	M 90 x 2	8	-	-	0.37	AH 316	KM 18	HMV 18 E	
	80	71	75	M 90 x 2	12	-	-	0.57	AHX 2316	KM 18	HMV 18 E	
80	85	52	56	M 95 x 2	9	-	-	0.43	AHX 317	KM 19	HMV 19 E	
	85	74	78	M 95 x 2	13	-	-	0.65	AHX 2317	KM 19	HMV 19 E	
85	90	53	57	M 100 x 2	9	-	-	0.46	AHX 318	KM 20	HMV 20 E	
	90	63	67	M 100 x 2	10	-	-	0.57	AHX 3218	KM 20	HMV 20 E	
	90	79	83	M 100 x 2	14	-	-	0.76	AHX 2318	KM 20	HMV 20 E	
90	95	57	61	M 105 x 2	10	-	-	0.54	AHX 319	KM 21	HMV 21 E	
	95	85	89	M 105 x 2	16	-	-	0.9	AHX 2319	KM 21	HMV 21 E	
95	100	59	63	M 110 x 2	10	-	-	0.58	AHX 320	KM 22	HMV 22 E	
	100	64	68	M 110 x 2	11	-	-	0.66	AHX 3120	KM 22	HMV 22 E	
	100	73	77	M 110 x 2	11	-	-	0.76	AHX 3220	KM 22	HMV 22 E	
	100	90	94	M 110 x 2	16	-	-	1	AHX 2320	KM 22	HMV 22 E	
105	110	63	67	M 120 x 2	12	-	-	0.77	AHX 322	KM 24	HMV 24 E	
	110	68	72	M 120 x 2	11	-	-	0.76	AHX 3122	KM 24	HMV 24 E	
	110	82	91	M 125 x 2	11	-	-	0.71	AH 24122	KM 23	HMV 23 E	
	110	82	86	M 125 x 2	16	-	-	1	AHX 3222	KM 25	HMV 25 E	
	110	98	102	M 125 x 2	13	-	-	1.3	AHX 2322	KM 25	HMV 25 E	
115	120	60	64	M 130 x 2	13	-	-	0.73	AHX 3024	KM 26	HMV 26 E	
	120	73	82	M 125 x 2	12	-	-	0.7	AH 24024	KM 25	HMV 25 E	
	120	75	79	M 130 x 2	13	-	-	0.94	AHX 3124	KM 26	HMV 26 E	
	120	90	94	M 135 x 2	17	-	-	1.7	AHX 3224	KM 27	HMV 27 E	
	120	93	102	M 130 x 2	13	-	-	1	AH 24124	KM 26	HMV 26 E	
	120	105	109	M 135 x 2	13	-	-	1.55	AHX 2324	KM 27	HMV 27 E	

1) Width of taper adapter, before being pressed inside inner bore of bearing

1) Larghezza bussola prima del pressaggio nel foro interno del cuscinetto



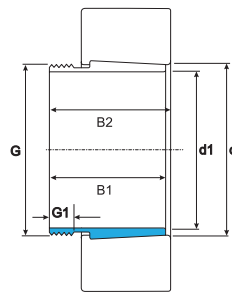
Withdrawal sleeves

Bussole di pressione

Dimension Dimensione								Weight (kg) Peso (Kg)	Designation Sigla		
d1 (mm)	d (mm)	B1 ⁽¹⁾ (mm)	B2 (mm)	G (mm)	G1 (mm)	G2 (mm)	A (mm)		Withdrawal sleeves Bussole di pressione	Dismounting nut Ghiera per lo smontaggio	Hydraulic lock nut Ghiera idraulica
125	130	67	71	M 140 x 2	14	-	-	0.91	AHX 3026	KM 28	HMV 28 E
	130	78	82	M 140 x 2	12	-	-	1.1	AHX 3126	KM 28	HMV 28 E
	130	83	93	M 135 x 2	15	-	-	0.88	AH 24026	KM 27	HMV 27 E
	130	94	104	M 140 x 2	19	-	-	1.15	AH 24126	KM 28	HMV 28 E
	130	98	102	M 145 x 2	14	-	-	1.5	AHX 3226	KM 29	HMV 29 E
	130	115	119	M 145 x 2	14	-	-	1.85	AHX 2326	KM 29	HMV 29 E
135	140	68	73	M 150 x 2	14	-	-	1	AHX 3028	KM 30	HMV 30 E
	140	83	93	M 145 x 2	14	-	-	0.95	AH 24028	KM 29	HMV 29 E
	140	83	88	M 150 x 2	15	-	-	1.3	AHX 3128	KM 30	HMV 30 E
	140	99	109	M 150 x 2	20	-	-	1.3	AH 24128	KM 30	HMV 30 E
	140	104	109	M 155 x 3	14	-	-	1.75	AHX 3228	KM 31	HMV 31 E
	140	125	130	M 155 x 3	14	-	-	2.55	AHX 2328	KM 31	HMV 31 E
145	150	72	77	M 160 x 3	15	-	-	1.15	AHX 3030	KM 32	HMV 32 E
	150	90	101	M 155 x 3	15	-	-	1.5	AH 24030	KM 31	HMV 31 E
	150	96	101	M 165 x 3	17	-	-	1.7	AHX 3130	KM 33	HMV 33 E
	150	114	119	M 165 x 3	24	-	-	2.1	AHX 3230	KM 33	HMV 33 E
	150	115	126	M 160 x 3	15	-	-	1.55	AH 24130	KM 32	HMV 32 E
	150	135	140	M 165 x 3	15	-	-	2.75	AHX 2330	KM 33	HMV 33 E
150	160	77	82	M 170 x 3	16	-	-	2	AH 3032	KM 34	HMV 34 E
	160	95	106	M 170 x 3	16	-	-	2.3	AH 24032	KM 34	HMV 34 E
	160	103	108	M 180 x 3	20	-	-	3	AH 3132	KM 36	HMV 36 E
	160	124	135	M 170 x 3	24	-	-	3	AH 24132	KM 36	HMV 34 E
	160	124	130	M 180 x 3	15	-	-	3.7	AH 3232	KM 34	HMV 36 E
	160	140	146	M 180 x 3	15	-	-	4.35	AH 2332	KM 36	HMV 36 E
160	170	85	90	M 180 x 3	17	-	-	2.45	AH 3034	KM 36	HMV 36 E
	170	104	109	M 190 x 3	16	-	-	3.2	AH 3134	KM 38	HMV 38 E
	170	106	117	M 180 x 3	24	-	-	2.7	AH 24034	KM 36	HMV 36 E
	170	125	136	M 180 x 3	24	-	-	3.25	AH 24134	KM 36	HMV 36 E
	170	134	140	M 190 x 3	16	-	-	4.35	AH 3234	KM 38	HMV 38 E
	170	146	152	M 190 x 3	16	-	-	4.85	AH 2334	KM 38	HMV 38 E
170	180	92	98	M 190 x 3	17	-	-	2.8	AH 3036	KM 38	HMV 38 E
	180	105	110	M 200 x 3	17	-	-	3.4	AH 2236	KM 40	HMV 40 E
	180	116	127	M 190 x 3	19	-	-	3.3	AH 24036	KM 38	HMV 38 E
	180	116	122	M 200 x 3	24	-	-	3.9	AH 3136	KM 40	HMV 40 E
	180	134	145	M 190 x 3	26	-	-	3.75	AH 24136	KM 38	HMV 38 E
	180	140	146	M 200 x 3	16	-	-	4.85	AH 3236	KM 40	HMV 40 E
180	180	154	160	M 200 x 3	16	-	-	5.5	AH 2336	KM 40	HMV 40 E
	190	96	102	M 205 x 4	18	-	-	3.3	AH 3038	HM 42	HMV 41 E
	190	112	117	M 210 x 4	18	-	-	3.9	AH 2238	HM 42	HMV 42 E
	190	118	131	M 200 x 3	20	-	-	3.55	AH 24038	HM 40	HMV 41 E
	190	125	131	M 210 x 4	25	-	-	4.5	AH 3138	HM 42	HMV 42 E
	190	145	152	M 210 x 4	26	-	-	5.9	AH 3238	HM 42	HMV 42 E
190	146	159	M 200 x 3	18	-	-	4.45	AH 24138	HM 40	HMV 40 E	
	190	160	167	M 210 x 4	18	-	-	6.1	AH 2338	HM 42	HMV 42 E

1) Width of taper adapter, before being pressed inside inner bore of bearing

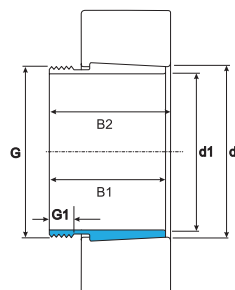
1) Larghezza bussola prima del pressaggio nel foro interno del cuscinetto



Withdrawal sleeves

Bussole di pressione

Dimension <i>Dimensione</i>								Designation <i>Sigla</i>			
d1 (mm)	d (mm)	B1 ^(*) (mm)	B2 (mm)	G (mm)	G1 (mm)	G2 (mm)	A (mm)	Weight (kg) <i>Peso (Kg)</i>	Withdrawal sleeves <i>Bussole di pressione</i>	Dismounting nut <i>Ghiera per lo smontaggio</i>	Hydraulic lock nut <i>Ghiera idraulica</i>
190	200	102	108	Tr 215 x 4	19	-	-	3.7	AH 3040	HM 43	HMV 43 E
	200	118	123	Tr 220 x 4	21	-	-	4.7	AH 2240	HM 44	HMV 44 E
	200	127	140	Tr 210 x 4	25	-	-	4	AH 24040	HM 42	HMV 42 E
	200	134	140	Tr 210 x 4	30	-	-	5.65	AH 3140	HM 44	HMV 44 E
	200	153	160	Tr 210 x 4	18	-	-	6.6	AH 3240	HM 44	HMV 44 E
	200	158	171	Tr 210 x 4	18	-	-	5.05	AH 24140	HM 42	HMV 42 E
	200	170	177	Tr 220 x 4	30	-	-	7.6	AH 2340	HM 44	HMV 44 E
200	220	111	117	Tr 235 x 4	20	-	-	7.47	AH 3044	HM 47	HMV 47 E
	220	111	117	Tr 235 x 4	20	G 1/8	7.5	7.3	AOH 3044	HM 47	HMV 47 E
	220	130	136	Tr 240 x 4	23	G 1/4	9	9.4	AOH 2244	HM 48	HMV 48 E
	220	138	152	Tr 230 x 4	30	G 1/8	6.5	8.2	AOH 24044	HM 46	HMV 46 E
	220	145	151	Tr 240 x 4	20	G 1/4	9	9.3	AOH 3144	HM 48	HMV 48 E
	220	170	184	Tr 230 x 4	20	G 1/8	6.5	10	AOH 24144	HM 46	HMV 46 E
	220	181	189	Tr 240 x 4	30	G 1/4	9	13.5	AOH 2344	HM 48	HMV 48 E
220	240	116	123	Tr 260 x 4	21	G 1/4	9	7.95	AOH 3048	HM 52	HMV 52 E
	240	138	153	Tr 250 x 4	20	G 1/8	6.5	8.05	AOH 24048	HM 50	HMV 50 E
	240	144	150	Tr 260 x 4	30	G 1/4	9	11.5	AOH 2248	HM 52	HMV 52 E
	240	154	161	Tr 260 x 4	25	G 1/4	9	12	AOH 3148	HM 52	HMV 52 E
	240	180	195	Tr 260 x 4	20	G 1/4	9	11.5	AOH 24148	HM 52	HMV 52 E
	240	189	197	Tr 260 x 4	30	G 1/4	9	14	AOH 2348	HM 52	HMV 52 E
240	260	128	135	Tr 280 x 4	23	G 1/4	9	9.6	AOH 3052	HM 56	HMV 56 E
	260	155	161	Tr 290 x 4	23	G 1/4	9.5	12.5	AOH 2252	HM 58	HMV 58 E
	260	162	178	Tr 270 x 4	22	G 1/8	6.5	10.5	AOH 24052	HM 54	HMV 54 E
	260	172	179	Tr 290 x 4	26	G 1/4	9.5	16	AOH 3152	HM 56	HMV 56 E
	260	202	218	Tr 280 x 4	22	G 1/4	9	14	AOH 24152	HM 56	HMV 56 E
	260	205	213	Tr 290 x 4	30	G 1/4	10.5	17.5	AOH 2352	HM 58	HMV 58 E
260	280	131	139	Tr 300 x 4	24	G 1/4	9	11	AOH 3056	HM 60	HMV 60 E
	280	155	163	Tr 310 x 5	21	G 1/4	9.5	15	AOH 2256	HM 62	HMV 62 E
	280	162	179	Tr 290 x 4	22	G 1/8	6.5	11.5	AOH 24056	HM 58	HMV 58 E
	280	175	183	Tr 310 x 5	28	G 1/4	9.5	15.5	AOH 3156	HM 62	HMV 62 E
	280	202	219	Tr 300 x 4	22	G 1/8	9	15	AOH 24156	HM 60	HMV 60 E
	280	212	220	Tr 310 x 5	30	G 1/4	11	19.5	AOH 2356	HM 62	HMV 62 E
280	300	145	153	Tr 320 x 5	26	G 1/4	9	13	AOH 3060	HM 3064	HMV 64 E
	300	170	178	Tr 330 x 5	26	G 1/4	10	18	AOH 2260	HM 66	HMV 62 E
	300	184	202	Tr 310 x 5	24	G 1/8	6.5	14	AOH 24060	HM 62	HMV 58 E
	300	192	200	Tr 330 x 5	30	G 1/4	10.5	19	AOH 3160	HM 66	HMV 62 E
	300	224	242	Tr 320 x 5	24	G 1/4	9	18.5	AOH 24160	HM 3164	HMV 64 E
	300	228	236	Tr 330 x 5	34	G 1/4	9	23.5	AOH 3260	HM 66	HMV 66 E
300	320	149	157	Tr 345 x 5	27	G 1/4	9.5	17.5	AOH 3064	HM 69	HMV 69 E
	320	180	190	Tr 350 x 5	27	G 1/4	10	20	AOH 2264	HM 70	HMV 70 E
	320	184	202	Tr 330 x 5	24	G 1/8	6.5	15	AOH 24064	HM 66	HMV 66 E
	320	209	217	Tr 350 x 5	31	G 1/4	10.5	22.5	AOH 3164	HM 70	HMV 70 E
	320	242	260	Tr 340 x 5	24	G 1/4	9.5	20.5	AOH 24164	HM 3168	HMV 68 E
	320	246	254	Tr 350 x 5	24	G 1/4	12	27.5	AOH 3264	HM 70	HMV 70 E



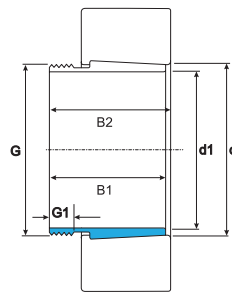
Withdrawal sleeves

Bussole di pressione

Dimension Dimensione								Weight (kg) Peso (Kg)	Designation Sigla		
d1 (mm)	d (mm)	B1 ⁽¹⁾ (mm)	B2 (mm)	G (mm)	G1 (mm)	G2 (mm)	A (mm)		Withdrawal sleeves Bussole di pressione	Dismounting nut Ghiera per lo smontaggio	Hydraulic lock nut Ghiera idraulica
320	340	162	171	Tr 365 x 5	28	G 1/4	9.5	17.5	AOH 3068	HM 73	HMV 73 E
	340	206	225	Tr 350 x 5	26	G 1/4	9	18	AOH 24068	HM 3072	HMV 72 E
	340	225	234	Tr 370 x 5	26.5	G 1/4	9	28.5	AOH 3168	HM 74	HMV 74 E
	340	264	273	Tr 370 x 5	38	G 1/4	9	32	AOH 3268	HM 74	HMV 74 E
	340	269	288	Tr 360 x 5	26	G 1/4	9	25.5	AOH 24168	HM 3172	HMV 72 E
340	360	167	176	Tr 385 x 5	30	G 1/4	9.5	19	AOH 3072	HM 77	HMV 77 E
	360	206	226	Tr 380 x 5	26	G 1/4	9	20	AOH 24072	HM 3076	HMV 80 E
	360	229	238	Tr 400 x 5	35	G 1/4	11	30	AOH 3172	HM 3180	HMV 76 E
	360	269	289	Tr 380 x 5	26	G 1/4	9	26	AOH 24172	HM 3176	HMV 76 E
	360	274	283	Tr 400 x 5	40	G 1/4	13	33	AOH 3272	HM 3180	HMV 80 E
360	380	170	180	Tr 410 x 5	31	G 1/4	9.5	23.5	AOH 3076	HM 82	HMV 82 E
	380	208	228	Tr 400 x 5	28	G 1/4	9	23.5	AOH 24076	HM 3080	HMV 80 E
	380	232	242	Tr 420 x 5	36	G 1/4	11	38	AOH 3176	HM 3180	HMV 80 E
	380	271	291	Tr 400 x 5	28	G 1/4	9	31	AOH 24176	HM 3180	HMV 80 E
	380	284	294	Tr 420 x 5	42	G 1/4	13	45.5	AOH 3276	HM 3184	HMV 84 E
380	400	183	193	Tr 430 x 5	33	G 1/4	10	27	AOH 3080	HM 86	HMV 86 E
	400	228	248	Tr 420 x 5	28	G 1/4	9	27	AOH 24080	HM 3084	HMV 84 E
	400	240	250	Tr 440 x 5	38	G 1/4	11.5	39.5	AOH 3180	HM 3198	HMV 86 E
	400	278	298	Tr 420 x 5	28	G 1/4	9	35	AOH 24180	HM 3188	HMV 88 E
	400	302	312	Tr 440 x 5	44	G 1/4	14	51.4	AOH 3280	HM 3184	HMV 84 E
400	420	186	196	Tr 450 x 5	34	G 1/4	10	29	AOH 3084	HM 90	HMV 90 E
	420	230	252	Tr 440 x 5	30	G 1/4	9	29	AOH 24084	HM 3088	HMV 88 E
	420	266	276	Tr 460 x 5	40	G 1/4	12.5	46	AOH 3184	HM 3192	HMV 92 E
	420	310	332	Tr 440 x 5	30	G 1/4	9	39	AOH 24184	HM 3188	HMV 88 E
	420	321	331	Tr 460 x 5	46	G 1/4	14	59	AOH 3284	HM 3192	HMV 92 E
420	440	194	205	Tr 470 x 5	35	G 1/4	10.5	31.5	AOHX 3088	HM 94	HMV 94 E
	440	242	264	Tr 460 x 5	30	G 1/4	9	32	AOH 24088	HM 92	HMV 92 E
	440	270	281	Tr 480 x 5	42	G 1/4	12.5	50	AOHX 3188	HM 3196	HMV 96 E
	440	310	332	Tr 460 x 5	30	G 1/4	9	45.5	AOH 24188	HM 3192	HMV 92 E
	440	330	341	Tr 480 x 5	48	G 1/4	14.5	64.5	AOHX 3288	HM 3196	HMV 96 E
440	460	202	213	Tr 490 x 5	37	G 1/4	11	35	AOHX 3092	HM 98	HMV 98 E
	460	250	273	Tr 480 x 5	32	G 1/4	9	34.7	AOH 24092	HM 96	HMV 96 E
	460	285	296	Tr 510 x 6	43	G 1/4	13	58	AOHX 3192	HM 102	HMV 102 E
	460	332	355	Tr 480 x 5	32	G 1/4	9	50	AOH 24192	HM 3196	HMV 96 E
	460	349	360	Tr 510 x 6	50	G 1/4	15	75.3	AOHX 3292	HM 102	HMV 102 E
460	480	205	217	Tr 520 x 6	38	G 1/4	11	39.6	AOHX 3096	HM 104	HMV 104 E
	480	250	273	Tr 500 x 5	32	G 1/4	9	36.5	AOH 24096	HM 100	HMV 100 E
	480	295	307	Tr 530 x 6	45	G 1/4	13.5	63	AOHX 3196	HM 31/530	HMV 105 E
	480	340	363	Tr 500 x 5	32	G 1/4	9	51.5	AOH 24196	HM 31/500	HMV 100 E
	480	364	376	Tr 530 x 6	52	G 1/4	15.5	82.5	AOHX 3296	HM 31/530	HMV 106 E
480	500	209	221	Tr 540 x 6	40	G 1/4	11	42.4	AOHX 30/500	HM 108	HMV 108 E
	500	253	276	Tr 530 x 6	35	G 1/4	9	41.7	AOH 240/500	HM 106	HMV 106 E
	500	313	325	Tr 550 x 6	47	G 1/4	14	70.7	AOHX 31/500	HM 110	HMV 110 E
	500	360	383	Tr 530 x 6	35	G 1/4	9	57	AOH 241/500	HM 31/530	HMV 106 E
	500	393	405	Tr 550 x 6	54	G 1/4	9	89.5	AOHX 32/500	HM 110	HMV 110 E

1) Width of taper adapter, before being pressed inside inner bore of bearing

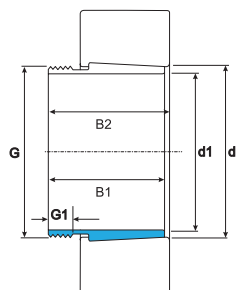
1) Larghezza bussola prima del pressaggio nel foro interno del cuscinetto



Withdrawal sleeves

Bussole di pressione

Dimension <i>Dimensione</i>								Weight (kg) <i>Peso (Kg)</i>	Designation <i>Sigla</i>		
d1 (mm)	d (mm)	B1 ⁽¹⁾ (mm)	B2 (mm)	G (mm)	G1 (mm)	G2 (mm)	A (mm)		Withdrawal sleeves <i>Bussole di pressione</i>	Dismounting nut <i>Ghiera per lo smontaggio</i>	Hydraulic lock nut <i>Ghiera idraulica</i>
500	530	230	242	Tr 560 x 6	45	G 1/4	9	64.5	AOH 30/530	HM 30/560	HMV 112 E
	530	285	309	Tr 550 x 6	35	G 1/4	10	64.5	AOH 240/530	HM 110	HMV 110 E
	530	325	337	Tr 560 x 6	53	G 1/4	10	94.5	AOH 31/530	HM 31/560	HMV 112 E
	530	370	394	Tr 560 x 6	35	G 1/4	9	86	AOH 241/530	HM 110	HMV 110 E
	530	412	424	Tr 560 x 6	35	G 1/4	9	127	AOH 32/530	HM 31/560	HMV 112 E
530	560	240	252	Tr 600 x 6	45	G 1/4	11	73.5	AOHX 30/560	HM 30/600	HMV 120 E
	560	296	320	Tr 600 x 6	55	G 1/4	11	70	AOH 240/560 G	HM 31/600	HMV 120 E
	560	335	347	Tr 600 x 6	57	G 1/4	11	107	AOH 31/560	HM 31/600	HMV 120 E
	560	393	417	Tr 600 x 6	38	G 1/4	9	107	AOH 241/560 G	HM 31/600	HMV 120 E
	560	422	434	Tr 600 x 6	38	G 1/4	9	143	AOHX 32/560	HM 31/600	HMV 120 E
560	600	245	259	Tr 630 x 6	45	G 1/4	11	77	AOH 30/600	HM 30/630	HMV 126 E
	600	310	336	Tr 630 x 6	55	G 1/4	11	86.5	AOH 240/600	HM 31/630	HMV 126 E
	600	355	369	Tr 630 x 6	57	G 1/4	9	120	AOH 31/600	HM 31/630	HMV 126 E
	600	445	459	Tr 630 x 6	38	G 1/4	9	159	AOH 32/600 G	HM 31/630	HMV 126 E
570	600	413	439	Tr 630 x 6	38	G 1/4	11	120	AOHX 241/600	HM 31/630	HMV 126 E
	630	258	272	Tr 670 x 6	46	G 1/4	11	88.5	AOH 30/630	HM 30/670	HMV 134 E
	630	330	356	Tr 670 x 6	60	G 1/4	11	101	AOH 240/630 G	HM 31/670	HMV 134 E
	630	375	389	Tr 670 x 6	63	G 1/4	9	139	AOH 31/630	HM 31/670	HMV 134 E
	630	440	466	Tr 670 x 6	40	G 1/4	9	139	AOH 241/630 G	HM 31/670	HMV 134 E
	630	475	489	Tr 670 x 6	40	G 1/4	9	188	AOH 32/630 G	HM 31/670	HMV 134 E
630	670	280	294	Tr 710 x 7	50	G 1/4	12	125	AOH 30/670	HM 30/710	HMV 142 E
	670	348	374	Tr 710 x 7	59	G 1/4	12	140	AOH 240/670 G	HM 31/710	HMV 142 E
	670	395	409	Tr 710 x 7	62	G 1/4	12	189	AOHX 31/670	HM 31/710	HMV 142 E
	670	452	478	Tr 710 x 7	40	G 1/4	12	180	AOH 241/670	HM 31/710	HMV 142 E
	670	500	514	Tr 710 x 7	40	G 1/4	12	252	AOH 32/670 G	HM 31/710	HMV 142 E
670	710	286	302	Tr 750 x 7	50	G 1/4	15	138	AOHX 30/710	HM 30/750	HMV 150 E
	710	360	386	Tr 750 x 7	60	G 1/4	15	155	AOH 240/710 G	HM 31/750	HMV 150 E
	710	405	421	Tr 750 x 7	65	G 1/4	15	207	AOHX 31/710	HM 31/750	HMV 150 E
	710	483	509	Tr 750 x 7	45	G 1/4	12	205	AOH 241/710	HM 31/750	HMV 150 E
	710	515	531	Tr 750 x 7	45	G 1/4	12	278	AOH 32/710 G	HM 31/750	HMV 150 E
710	750	300	316	Tr 800 x 7	50	G 1/4	15	145	AOH 30/750	HM 30/800	HMV 160 E
	750	380	408	Tr 800 x 7	60	G 1/4	15	178	AOH 240/750 G	HM 31/800	HMV 160 E
	750	425	441	Tr 800 x 7	65	G 1/4	15	238	AOH 31/750	HM 31/800	HMV 160 E
	750	520	548	Tr 800 x 7	45	G 1/4	12	240	AOH 241/750 G	HM 31/800	HMV 160 E
	750	540	556	Tr 800 x 7	45	G 1/4	12	320	AOH 32/750	HM 31/800	HMV 160 E
750	800	308	326	Tr 850 x 7	50	G 1/4	15	204	AOH 30/800	HM 30/850	HMV 170 E
	800	395	423	Tr 850 x 7	63	G 1/4	15	237	AOH 240/800 G	HM 31/850	HMV 170 E
	800	438	456	Tr 850 x 7	67	G 1/4	15	305	AOH 31/800	HM 31/850	HMV 170 E
	800	525	553	Tr 850 x 7	50	G 1/4	15	310	AOH 241/800 G	HM 31/850	HMV 170 E
	800	550	568	Tr 850 x 7	50	G 1/4	15	401	AOH 32/800 G	HM 31/850	HMV 170 E
800	850	325	343	Tr 900 x 7	53	G 1/4	15	230	AOH 30/850	HM 30/900	HMV 180 E
	850	415	445	Tr 900 x 7	62	G 1/4	15	265	AOH 240/850 G	HM 31/900	HMV 180 E
	850	462	480	Tr 900 x 7	70	G 1/4	15	345	AOH 31/850	HM 31/900	HMV 180 E
	850	560	600	Tr 900 x 7	55	G 1/4	15	368	AOH 241/850	HM 31/900	HMV 180 E
	850	585	603	Tr 900 x 7	60	G 1/4	15	461	AOH 32/850	HM 31/900	HMV 180 E



Withdrawal sleeves

Bussole di pressione

Dimension Dimensione								Weight (kg) Peso (Kg)	Designation Sigla		
d1 (mm)	d (mm)	B1 ⁽¹⁾ (mm)	B2 (mm)	G (mm)	G1 (mm)	G2 (mm)	A (mm)		Withdrawal sleeves <i>Bussole di pressione</i>	Dismounting nut <i>Ghiera per lo smontaggio</i>	Hydraulic lock nut <i>Ghiera idraulica</i>
850	900	335	355	Tr 950 x 8	55	G 1/4	15	250	AOH 30/900	HM 30/950	HMV 190 E
	900	430	475	Tr 950 x 8	63	G 1/4	15	296	AOH 240/900	HM 31/950	HMV 190 E
	900	475	495	Tr 950 x 8	70	G 1/4	15	379	AOH 31/900	HM 31/950	HMV 190 E
	900	575	620	Tr 950 x 8	55	G 1/4	15	402	AOH 241/900	HM 31/950	HMV 190 E
	900	585	605	Tr 950 x 8	60	G 1/4	15	489	AOH 32/900	HM 31/950	HMV 190 E
900	950	355	375	Tr 1000 x 8	55	G 1/4	15	285	AOH 30/950	HM 30/1000	HMV 200 E
	950	467	512	Tr 1000 x 8	62	G 1/4	15	340	AOH 240/950	HM 31/1000	HMV 200 E
	950	500	520	Tr 1000 x 8	70	G 1/4	15	426	AOH 31/950	HM 31/1000	HMV 200 E
	950	600	620	Tr 1000 x 8	55	G 1/4	15	533	AOH 32/950	HM 31/1000	HMV 200 E
	950	605	650	Tr 1000 x 8	60	G 1/4	15	449	AOH 241/950	HM 31/1000	HMV 200 E
950	1000	365	387	Tr 1060 x 8	57	G 1/4	15	318	AOH 30/1000	HM 30/1060	HMV 212 E
	1000	469	519	Tr 1060 x 8	63	G 1/4	15	369	AOH 240/1000	HM 31/1060	HMV 212 E
	1000	525	547	Tr 1060 x 8	70	G 1/4	15	485	AOH 31/1000	HM 31/1060	HMV 212 E
	1000	630	652	Tr 1060 x 8	57	G 1/4	15	608	AOH 32/1000	HM 31/1060	HMV 212 E
	1000	645	695	Tr 1060 x 8	65	G 1/4	15	519	AOH 241/1000	HM 31/1060	HMV 212 E
1000	1060	385	407	Tr 1120 x 8	60	G 1/4	15	406	AOH 30/1060	HM 30/1120	HMV 224 E
	1060	498	548	Tr 1120 x 8	65	G 1/4	15	479	AOH 240/1060	HM 31/1120	HMV 224 E
	1060	540	562	Tr 1120 x 8	60	G 1/4	15	599	AOH 31/1060	HM 31/1120	HMV 224 E
	1060	665	715	Tr 1120 x 8	65	G 1/4	15	652	AOH 241/1060	HM 31/1120	HMV 224 E

1) Width of taper adapter, before being pressed inside inner bore of bearing
1) Larghezza bussola prima del pressaggio nel foro interno del cuscinetto

Bearings & Components