

Available in different profile, T - AT - L - H - HTD - RPP, open end and endless, polyurethane timing belts are best solution in aggressive, oiled, food environments and for transport system. Thanks to the teeth that individually fit in a pulley, **PI BELT** synchronous belts assures, a precise positioning in a drive systems, without skid. Noise level are reduced including green nylon cover on the teeth

Construction:

- Available in T2.5, T5, T10, AT5, AT10 endless belts
 - In T5, T10, T20, AT5, AT10, AT20, L, H, HTD5-8-14M, RPP8-14M Paz
 - Tension cables made in continuous helically steel
 - Very good resistance to oils and greases, and temperature between -25°C and + 80°C
- RoHS and Reach certified

Applications:

Low tensioning, absence of skid, and great range of size and width, can help you to obtain compact drive or ideal length in a linear transport system. Application word of **PI BELT** Polyurethane timing belts include all industrials positive drivers, as machine tools, mixing machines, glass industry machines, linear transport system in industrial and food applications

POLYURETHANE TIMING BELTS CODE AS FOLLOW:

50 = Width (mm)











AT10 = Pitch

600 = Primitive length (mm)

Caratteristiche dimensionali:

Section		T 2,5	T 5	T 10	T 20	AT 5	AT 10	AT 20
Pitch	p (mm)	2,5	5	10	20	5	10	20
Tooth base	S (mm)	1,5	2,7	5,3	10,2	3,6	7,3	15,1
Tooth depth	ht (mm)	0,7	1,2	2,5	5,0	1,2	2,5	5,0
Overall velt height	hs (mm)	1,3	2,2	4,5	8,0	2,7	4,5	8,0
Sleeve width tolerance		+ / - 5 %						
Weight for width 10 mm	(g/m)	1,4	22	43	74	32	56	99

Section		L	H	HTD 5M	HTD 8M	HTD 14M	RPP 8M	RPP 14M
Pitch	p (mm)	9,52	12,7	5	8	14	8	14
Tooth base	S (mm)	4,7	6,1	3,00	5,20	8,80	5,20	8,80
Tooth depth	ht (mm)	1,91	2,29	2,07	3,38	6,00	3,40	6,00
Overall velt height	hs (mm)	3,5	4,3	3,6	5,6	10,0	5,6	10,0
Sleeve width tolerance		+ / - 5 %						
Weight for width 10 mm	(g/m)	1,4	22	43	74	32	56	99

 T 2,5 500	 L 075
 T 5 900	 H 100
 T 10 1500	 HTD 8M
 AT 5 650	 HTD 14M
 AT 10 1250	 RPP 14 M

CINGHIE IN POLIURETANO A METRAGGIO - OPEN END POLYURETHANE BELTS

Profilo Profile	L=6mm €/mt	L=8mm €/mt	L=10mm €/mt	L=12mm €/mt	L=16mm €/mt	L=20mm €/mt	L=25mm €/mt	L=32mm €/mt	L=50mm €/mt	L=75mm €/mt
T 5	17,45	23,25	29,08	34,89	46,53	58,16	72,70	93,05	145,39	
T 10			27,28	32,74	43,65	54,57	68,20	87,31	136,43	204,63
T 20							171,23	219,17	342,45	

Profilo Profile	L=6mm €/mt	L=10mm €/mt	L=12mm €/mt	L=16mm €/mt	L=20mm €/mt	L=25mm €/mt	L=32mm €/mt	L=50mm €/mt	L=75mm €/mt	L=100mm €/mt
AT 5	17,39	28,97	34,78	46,35		72,44	92,72	144,88		
AT 10		31,52		50,42	63,03	78,78	100,85	157,58	236,36	315,15
AT 20						186,74	239,02	373,47	560,21	746,95

Profilo Profile	L=9,35 Code 037 €/mt	L=12,7 Code 050 €/mt	L=19 Code 075 €/mt	L=25,4 Code 100 €/mt	L=38,1 Code 150 €/mt	L=50,8 Code 200 €/mt	L=76,2 Code 300 €/mt	L=101,6 Code 400 €/mt		
L	23,52	31,95	47,79	63,89	95,84	126,78	191,68	255,57		
H		33,31	49,84	66,62	99,94	132,20	199,89	266,51		
XH										

Profilo Profile	L=10mm €/mt	L=15mm €/mt	L=20mm €/mt	L=25mm €/mt	L=30mm €/mt	L=40mm €/mt	L=50mm €/mt	L=55mm €/mt	L=85mm €/mt	L=115 €/mt
HTD 5M	26,64	39,97	53,29	66,60	79,93		133,22			
HTD 8M	31,52	47,27	63,03		94,55		157,58		267,87	
HTD 14M				169,11		270,58		372,04		777,90
HTD 8M + PAZ	36,24	54,36	72,49		108,72		181,21		308,05	
HTD 14M + PAZ				194,48		311,16		428,88		

Profilo Profile	L=10mm €/mt	L=15mm €/mt	L=20mm €/mt	L=25mm €/mt	L=30mm €/mt	L=40mm €/mt	L=50mm €/mt	L=55mm €/mt	L=85mm €/mt	
RPP 5M + PAZ	34,90	52,35	69,80	87,26	104,71		174,51			
RPP 8M + PAZ	41,29	61,93	82,57		123,84		206,42		350,92	
RPP 14M + PAZ				194,94		311,92		428,88		

PAZ = copertura colore verde sul dente della cinghia

PAZ = green color covering on teeth of belt

*ALTRE LARGHEZZE A RICHIESTA

*OTHER WIDTH ON DEMAND

Prezzi per fornitura in rotoli da 50 o 100 metri - Spezzoni in multipli di 10 metri con supplemento per taglio + 10 %

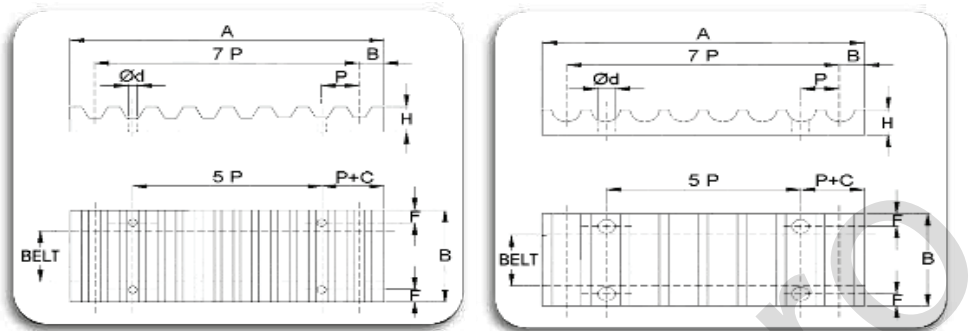
Prices for rolls of 50 or 100 meters - We can cut in multiple of 10 meters with extra cost of 10 %

PIASTRE DI BLOCCAGGIO PER CINGHIE DENTATE

CLAMPING PLATES FOR TIMING BELT

Piastre in alluminio per il bloccaggio delle

Aluminum plates for locking the open timing belts



Codice Code	Passo Pitch	A mm	B mm	d mm	F mm	C mm	H mm	Belt mm	Peso Kg Weight Kg	€/pezzo €/pc
XL 025	5,08	42,5	25,5	5,5	6,0	3,5	8,0	6,4	0,02	41,57
XL 037	5,08	42,5	28,5	5,5	6,0	3,5	8,0	9,5	0,02	45,74
L 050	9,525	76,6	39,0	9,0	8,0	5,0	15,0	12,7	0,10	74,76
L 075	9,525	76,6	45,0	9,0	8,0	5,0	15,0	19,1	0,12	82,86
L 100	9,525	76,6	51,5	9,0	8,0	5,0	15,0	25,4	0,14	91,23
H 050	12,70	106,9	45,0	11,0	10,0	9,0	22,0	12,7	0,25	124,43
H 075	12,70	106,9	51,0	11,0	10,0	9,0	22,0	19,1	0,28	136,97
H 100	12,70	106,9	57,5	11,0	10,0	9,0	22,0	25,4	0,32	155,52
HTD 5M 09	5	41,8	28,0	5,5	6,0	3,2	8,0	10,0	0,03	41,57
HTD 5M 15	5	41,8	34,0	5,5	6,0	3,2	8,0	15,0	0,03	45,74
HTD 5M 25	5	41,8	44,0	5,5	6,0	3,2	8,0	25,0	0,04	53,84
HTD 8M 20	8	66,0	45,0	9,0	8,0	5,0	15,0	20,0	0,10	72,66
HTD 8M 30	8	66,0	55,0	9,0	8,0	5,0	15,0	30,0	0,12	81,04
HTD 8M 50	8	66,0	75,0	9,0	8,0	5,0	15,0	50,0	0,17	99,58
HTD 8M 85	8	66,0	110,0	9,0	8,0	5,0	15,0	85,0	0,25	134,88
HTD 14M 40	14	116,0	71,0	11,0	10,0	9,0	22,0	40,0	0,40	147,16
HTD 14M 55	14	116,0	86,0	11,0	10,0	9,0	22,0	55,0	0,50	168,07
HTD 14M 85	14	116,0	116,0	11,0	10,0	9,0	22,0	85,0	0,68	228,20
HTD 14M 115	14	116,0	146,0	11,0	10,0	9,0	22,0	115,0	0,85	271,85
T5 10	5	41,8	29,0	5,5	6,0	3,4	8,0	10,0	0,02	45,74
T5 16	5	41,8	35,0	5,5	6,0	3,4	8,0	16,0	0,03	49,67
T5 25	5	41,8	44,0	5,5	6,0	3,4	8,0	25,0	0,04	55,93
T10 16	10	80,0	41,0	9,0	8,0	5,0	15,0	16,0	0,11	78,95
T10 25	10	80,0	50,0	9,0	8,0	5,0	15,0	25,0	0,14	87,04
T10 32	10	80,0	57,0	9,0	8,0	5,0	15,0	32,0	0,16	95,41
T10 50	10	80,0	75,0	9,0	8,0	5,0	15,0	50,0	0,22	116,05

PROFILO T2,5 - PROFILE T2,5

Tipo Type	Lp mm	Denti Teeth	Larghezza manicotto Width sleeve	Manicotto Sleeve €/mm	L=6mm €/Cinghia/Belt	L=8mm €/Cinghia/Belt	L=10mm €/Cinghia/Belt	L=12mm €/Cinghia/Belt
T2,5 120	120	48	240	3,00	21,60	28,80	36,00	43,20
T2,5 145	145	58	240	3,00	21,60	28,80	36,00	43,20
T2,5 160	160	64	300	3,10	22,32	29,76	37,20	44,64
T2,5 177,5	177,5	71	300	3,10	22,32	29,76	37,20	44,64
T2,5 182,5	182,5	73	300	3,10	22,32	29,76	37,20	44,64
T2,5 200	200	80	300	3,10	22,32	29,76	37,20	44,64
T2,5 210	210	84	300	3,10	22,32	29,76	37,20	44,64
T2,5 230	230	92	300	3,10	22,32	29,76	37,20	44,64
T2,5 245	245	98	300	3,10	22,32	29,76	37,20	44,64
T2,5 265	265	106	300	3,20	23,04	30,72	38,40	46,08
T2,5 285	285	114	300	3,20	23,04	30,72	38,40	46,08
T2,5 290	290	116	300	3,30	23,76	31,68	39,60	47,52
T2,5 305	305	122	300	3,30	23,76	31,68	39,60	47,52
T2,5 317,5	317,5	127	300	3,30	23,76	31,68	39,60	47,52
T2,5 330	330	132	300	3,30	23,76	31,68	39,60	47,52
T2,5 342,5	342,5	137	300	3,49	25,13	33,50	41,88	50,26
T2,5 380	380	152	300	3,88	27,94	37,25	46,56	55,87
T2,5 420	420	168	300	4,30	30,96	41,28	51,60	61,92
T2,5 480	480	192	300	4,50	32,40	43,20	54,00	64,80
T2,5 500	500	200	300	4,52	32,54	43,39	54,24	65,09
T2,5 600	600	240	300	4,63	33,34	44,45	55,56	66,67
T2,5 620	620	248	300	4,79	34,49	45,98	57,48	68,98
T2,5 650	650	260	300	5,03	36,22	48,29	60,36	72,43
T2,5 680	680	272	300	5,24	37,73	50,30	62,88	75,46
T2,5 700	700	280	300	5,41	38,95	51,94	64,92	77,90
T2,5 780	780	312	300	6,03	43,42	57,89	72,36	86,83
T2,5 880	880	352	300	6,17	44,42	59,23	74,04	88,85
T2,5 915	915	366	300	6,42	46,22	61,63	77,04	92,45
T2,5 950	950	380	300	6,66	47,95	63,94	79,92	95,90
T2,5 1185	1185	474	300	8,31	59,83	79,78	99,72	119,66

PROFILO T5 - PROFILE T5

Tipo Type	Lp mm	Denti Teeth	Larghezza manicotto Width sleeve	Manicotto Sleeve €/mm	L=10mm €/Cinghia/Belt	L=16mm €/Cinghia/Belt	L=20mm €/Cinghia/Belt	L=25mm €/Cinghia/Belt
T5 120	120	24	240	1,39	16,79	26,85	33,57	41,96
T5 150	150	30	240	1,75	20,94	33,52	41,89	52,37
T5 165	165	33	240	2,16	25,85	41,36	51,70	64,63
T5 180	180	36	300	2,16	25,85	41,36	51,70	64,63

PROFILO T5 - PROFILE T5

Tipo Type	Lp mm	Denti Teeth	Larghezza manicotto Width sleeve	Manicotto Sleeve €/mm	L=10mm €/Cinghia/Belt	L=16mm €/Cinghia/Belt	L=20mm €/Cinghia/Belt	L=25mm €/Cinghia/Belt
T5 185	185	37	300	2,16	25,85	41,36	51,70	64,63
T5 200	200	40	300	2,19	26,29	42,07	52,58	65,73
T5 210	210	42	300	2,19	26,29	42,07	52,58	65,73
T5 215	215	43	300	2,19	26,29	42,07	52,58	65,73
T5 220	220	44	300	2,19	26,29	42,07	52,58	65,73
T5 225	225	45	300	2,23	26,74	42,78	53,48	66,84
T5 245	245	49	300	2,23	26,74	42,78	53,48	66,84
T5 250	250	50	300	2,25	27,04	43,24	54,07	67,59
T5 255	255	51	300	2,25	27,04	43,24	54,07	67,59
T5 260	260	52	300	2,25	27,04	43,24	54,07	67,59
T5 270	270	54	300	2,26	27,20	43,50	54,36	67,95
T5 275	275	55	300	2,26	27,20	43,50	54,36	67,95
T5 280	280	56	300	2,26	27,20	43,50	54,36	67,95
T5 295	295	59	300	2,33	27,92	44,69	55,86	69,82
T5 300	300	60	300	2,36	28,37	45,40	56,75	70,93
T5 305	305	61	300	2,36	28,37	45,40	56,75	70,93
T5 330	330	66	300	2,39	28,66	45,88	57,34	71,68
T5 340	340	68	300	2,43	29,12	46,58	58,22	72,78
T5 350	350	70	300	2,46	29,56	47,30	59,12	73,89
T5 355	355	71	300	2,49	29,85	47,77	59,72	74,65
T5 365	365	73	300	2,50	30,00	48,01	60,01	75,00
T5 375	375	75	300	2,50	30,00	48,01	60,01	75,00
T5 390	390	78	300	2,50	30,00	48,01	60,01	75,00
T5 400	400	80	300	2,56	30,75	49,20	61,50	76,87
T5 410	410	82	300	2,62	31,35	50,15	62,69	78,36
T5 420	420	84	300	2,63	31,49	50,38	62,98	78,73
T5 425	425	85	300	2,65	31,79	50,87	63,58	79,48
T5 440	440	88	300	2,66	31,94	51,11	63,87	79,85
T5 445	445	89	300	2,67	32,08	51,33	64,18	80,22
T5 450	450	90	300	2,67	32,08	51,33	64,18	80,22
T5 455	455	91	300	2,67	32,08	51,33	64,18	80,22
T5 460	460	92	300	2,67	32,08	51,33	64,18	80,22
T5 475	475	95	300	2,71	32,53	52,04	65,06	81,33
T5 480	480	96	300	2,72	32,69	52,28	65,36	81,70
T5 500	500	100	300	2,78	33,43	53,48	66,84	83,56
T5 510	510	102	300	2,87	34,31	54,90	68,63	85,79
T5 515	515	103	300	2,87	34,31	54,90	68,63	85,79
T5 525	525	105	300	2,89	34,61	55,39	69,22	86,53
T5 545	545	109	300	2,96	35,50	56,80	71,01	88,75

PROFILO T5 - PROFILE T5

Tipo Type	Lp mm	Denti Teeth	Larghezza manicotto Width sleeve	Manicotto Sleeve €/mm	L=10mm €/Cinghia/Belt	L=16mm €/Cinghia/Belt	L=20mm €/Cinghia/Belt	L=25mm €/Cinghia/Belt
T5 550	550	110	300	2,96	35,50	56,80	71,01	88,75
T5 560	560	112	300	3,07	36,84	58,96	73,67	92,11
T5 575	575	115	300	3,14	37,58	60,13	75,16	93,95
T5 590	590	118	300	3,20	38,47	61,57	76,95	96,18
T5 600	600	120	300	3,32	39,80	63,70	79,62	99,53
T5 610	610	122	300	3,32	39,80	63,70	79,62	99,53
T5 620	620	124	300	3,42	41,01	65,60	81,99	102,49
T5 630	630	126	300	3,46	41,59	66,55	83,19	103,99
T5 640	640	128	300	3,49	42,04	67,27	84,07	105,10
T5 650	650	130	300	3,56	42,64	68,20	85,26	106,58
T5 660	660	132	300	3,66	43,83	70,12	87,64	109,55
T5 675	675	135	300	3,66	43,83	70,12	87,64	109,55
T5 690	690	138	300	3,67	43,98	70,35	87,93	109,93
T5 700	700	140	300	3,67	43,98	70,35	87,93	109,93
T5 720	720	144	300	3,69	44,27	70,83	88,54	110,67
T5 725	725	145	300	3,69	44,27	70,83	88,54	110,67
T5 750	750	150	300	3,70	44,42	71,07	88,84	111,04
T5 765	765	153	300	3,75	45,00	72,02	90,01	112,52
T5 780	780	156	300	3,75	45,00	72,02	90,01	112,52
T5 800	800	160	300	3,78	45,30	72,49	90,62	113,28
T5 815	815	163	300	3,80	45,45	72,73	90,91	113,63
T5 830	830	166	300	3,81	45,61	72,96	91,21	114,02
T5 840	840	168	300	3,83	45,91	73,44	91,79	114,74
T5 850	850	170	300	3,83	45,91	73,44	91,79	114,74
T5 860	860	172	300	3,83	45,91	73,44	91,79	114,74
T5 885	885	177	300	3,95	47,39	75,82	94,76	118,47
T5 900	900	180	300	3,99	47,84	76,52	95,67	119,57
T5 920	920	184	300	4,16	50,06	80,09	100,12	125,15
T5 940	940	188	300	4,16	50,06	80,09	100,12	125,15
T5 990	990	198	300	4,39	52,73	84,36	105,47	131,84
T5 1075	1075	215	300	4,77	57,20	91,50	114,39	142,99
T5 1100	1100	220	300	4,87	58,53	93,64	117,05	146,32
T5 1160	1160	232	300	5,36	64,18	102,67	128,35	160,42
T5 1200	1200	240	300	5,73	68,78	110,05	137,56	171,94
T5 1215	1215	243	300	5,73	68,78	110,05	137,56	171,94
T5 1275	1275	255	300	5,90	70,70	113,13	141,42	176,77
T5 1280	1280	256	300	5,90	70,70	113,13	141,42	176,77
T5 1315	1315	263	300	5,90	70,70	113,13	141,42	176,77
T5 1355	1355	271	300	6,50	77,98	124,77	155,98	194,97

PROFILO T5 - PROFILE T5

Tipo Type	Lp mm	Denti Teeth	Larghezza manicotto Width sleeve	Manicotto Sleeve €/mm	L=10mm €/Cinghia/Belt	L=16mm €/Cinghia/Belt	L=20mm €/Cinghia/Belt	L=25mm €/Cinghia/Belt
T5 1380	1380	276	300	6,50	77,98	124,77	155,98	194,97
T5 1440	1440	288	300	7,84	94,04	150,45	188,05	235,07
T5 1470	1470	294	300	7,84	94,04	150,45	188,05	235,07
T5 1500	1500	300	300	8,00	95,97	153,54	191,92	239,90
T5 1580	1580	316	300	8,22	98,63	157,82	197,28	246,59
T5 1955	1955	391	300	10,18	122,04	195,27	244,09	305,12

PROFILO T10 - PROFILE T10

Tipo Type	Lp mm	Denti Teeth	Larghezza manicotto Width sleeve	Manicotto Sleeve €/mm	L=16mm €/Cinghia/Belt	L=25mm €/Cinghia/Belt	L=32mm €/Cinghia/Belt	L=50mm €/Cinghia/Belt
T10 260	260	26	300	2,96	56,80	88,75	113,61	177,53
T10 320	320	32	300	3,00	57,51	89,87	115,02	179,74
T10 340	340	34	300	3,00	57,51	89,87	115,02	179,74
T10 370	370	37	300	3,00	57,51	89,87	115,02	179,74
T10 390	390	39	300	3,00	57,51	89,87	115,02	179,74
T10 400	400	40	300	3,05	58,70	91,73	117,42	183,46
T10 410	410	41	300	3,07	58,96	92,11	117,88	184,19
T10 440	440	44	300	3,13	59,88	93,58	119,79	187,17
T10 450	450	45	300	3,19	61,33	95,82	122,65	191,63
T10 480	480	48	300	3,33	63,94	99,89	127,87	199,80
T10 500	500	50	300	3,33	63,94	99,89	127,87	199,80
T10 530	530	53	300	3,48	67,02	104,72	134,06	209,46
T10 550	550	55	300	3,56	68,20	106,58	136,44	213,17
T10 560	560	56	300	3,61	69,41	108,43	138,80	216,88
T10 600	600	60	300	3,69	70,83	110,67	141,66	221,33
T10 610	610	61	300	3,70	71,07	111,04	142,14	222,08
T10 630	630	63	300	3,72	71,54	111,78	143,08	223,56
T10 650	650	65	300	3,73	71,77	112,15	143,56	224,32
T10 660	660	66	300	3,75	72,02	112,52	144,03	225,05
T10 680	680	68	300	3,81	72,96	114,02	145,94	228,02
T10 690	690	69	300	3,86	74,14	115,86	148,30	231,73
T10 700	700	70	300	3,86	74,14	115,86	148,30	231,73
T10 720	720	72	300	3,88	74,64	116,60	149,26	233,23
T10 730	730	73	300	3,93	75,35	117,72	150,68	235,46
T10 750	750	75	300	4,00	76,77	119,95	153,54	239,90
T10 780	780	78	300	4,04	77,48	121,07	154,96	242,12
T10 800	800	80	300	4,14	79,62	124,42	159,24	248,81
T10 810	810	81	300	4,14	79,62	124,42	159,24	248,81
T10 840	840	84	300	4,50	86,28	134,82	172,56	269,61

PROFILO T10 - PROFILE T10

Tipo Type	Lp mm	Denti Teeth	Larghezza manicotto Width sleeve	Manicotto Sleeve €/mm	L=16mm €/Cinghia/Belt	L=25mm €/Cinghia/Belt	L=32mm €/Cinghia/Belt	L=50mm €/Cinghia/Belt
T10 850	850	85	300	4,91	94,11	147,06	188,24	294,12
T10 880	880	88	300	4,91	94,11	147,06	188,24	294,12
T10 890	890	89	300	4,99	96,02	150,04	192,05	300,07
T10 900	900	90	300	5,14	98,63	154,13	197,28	308,24
T10 910	910	91	300	5,18	99,34	155,23	198,70	310,46
T10 920	920	92	300	5,21	100,06	156,34	200,12	312,69
T10 950	950	95	300	5,37	102,92	160,80	205,83	321,60
T10 960	960	96	300	5,38	103,15	161,18	206,30	322,35
T10 970	970	97	300	5,39	103,39	161,54	206,77	323,09
T10 980	980	98	300	5,76	110,76	173,06	221,50	346,11
T10 1000	1000	100	300	5,95	114,32	178,63	228,65	357,25
T10 1010	1010	101	300	5,95	114,32	178,63	228,65	357,25
T10 1050	1050	105	300	6,02	115,51	180,48	231,02	360,96
T10 1080	1080	108	300	6,02	115,51	180,48	231,02	360,96
T10 1100	1100	110	300	6,07	116,70	182,34	233,40	364,69
T10 1110	1110	111	300	6,07	116,70	182,34	233,40	364,69
T10 1140	1140	114	300	6,18	118,60	185,31	237,20	370,64
T10 1150	1150	115	300	6,20	119,07	186,06	238,14	372,10
T10 1200	1200	120	300	6,34	121,94	190,52	243,86	381,02
T10 1210	1210	121	300	6,42	123,12	192,37	246,23	384,74
T10 1240	1240	124	300	6,71	128,59	200,92	257,16	401,81
T10 1250	1250	125	300	6,76	129,76	202,77	259,54	405,53
T10 1300	1300	130	300	7,27	139,51	217,99	279,04	435,99
T10 1320	1320	132	300	7,56	145,22	226,91	290,44	453,80
T10 1350	1350	135	300	7,73	148,30	231,73	296,63	463,48
T10 1390	1390	139	300	7,74	148,54	232,11	297,10	464,21
T10 1400	1400	140	300	7,75	148,78	232,48	297,55	464,94
T10 1420	1420	142	300	7,79	149,50	233,58	299,00	467,19
T10 1440	1440	144	300	7,79	149,50	233,58	299,00	467,19
T10 1450	1450	145	300	7,80	149,74	233,96	299,46	467,92
T10 1460	1460	146	300	7,80	149,74	233,96	299,46	467,92
T10 1500	1500	150	300	7,84	150,45	235,07	300,90	470,15
T10 1560	1560	156	300	7,97	153,07	239,16	306,13	478,33
T10 1600	1600	160	300	8,65	166,13	259,58	332,27	519,18
T10 1610	1610	161	300	8,66	166,38	259,96	332,75	519,92
T10 1700	1700	170	300	9,32	178,97	279,64	357,94	559,27
T10 1750	1750	175	300	9,62	184,67	288,55	369,35	577,11
T10 1780	1780	178	300	9,95	191,09	298,58	382,19	597,16
T10 1880	1880	188	300	10,21	196,08	306,38	392,16	612,76

PROFILO T10 - PROFILE T10

Tipo Type	Lp mm	Denti Teeth	Larghezza manicotto Width sleeve	Manicotto Sleeve €/mm	L=16mm €/Cinghia/Belt	L=25mm €/Cinghia/Belt	L=32mm €/Cinghia/Belt	L=50mm €/Cinghia/Belt
T10 1960	1960	196	300	11,54	221,50	346,11	443,03	692,23
T10 2250	2250	225	300	13,26	254,78	398,10	509,59	796,21

PROFILO AT5 - PROFILE AT5

Tipo Type	Lp mm	Denti Teeth	Larghezza manicotto Width sleeve	Manicotto Sleeve €/mm	L=10mm €/Cinghia/Belt	L=16mm €/Cinghia/Belt	L=20mm €/Cinghia/Belt	L=25mm €/Cinghia/Belt
AT5 225	225	45	300	2,66	31,94	51,11	63,87	79,85
AT5 255	255	51	300	2,71	32,53	52,04	65,06	81,33
AT5 275	275	55	300	2,72	32,69	52,28	65,36	81,70
AT5 280	280	56	300	2,72	32,69	52,28	65,36	81,70
AT5 300	300	60	300	2,75	32,98	52,76	65,96	82,44
AT5 330	330	66	300	2,75	32,98	52,76	65,96	82,44
AT5 340	340	68	300	2,91	34,91	55,86	69,82	87,28
AT5 375	375	75	300	2,96	35,50	56,80	71,01	88,75
AT5 390	390	78	300	3,01	36,09	57,76	72,20	90,24
AT5 420	420	84	300	3,16	37,88	60,61	75,76	94,70
AT5 450	450	90	300	3,20	38,47	61,57	76,95	96,18
AT5 455	455	91	300	3,22	38,77	62,03	77,54	96,93
AT5 480	480	96	300	3,32	39,80	63,70	79,62	99,53
AT5 500	500	100	300	3,32	39,80	63,70	79,62	99,53
AT5 525	525	105	300	3,54	42,34	67,72	84,68	105,84
AT5 545	545	109	300	3,54	42,34	67,72	84,68	105,84
AT5 600	600	120	300	3,86	46,34	74,14	92,70	115,86
AT5 610	610	122	300	3,98	47,68	76,29	95,37	119,22
AT5 620	620	124	300	3,98	47,68	76,29	95,37	119,22
AT5 630	630	126	300	4,02	48,29	77,25	96,55	120,69
AT5 660	660	132	300	4,15	49,92	79,86	99,83	124,77
AT5 670	670	134	300	4,21	50,36	80,58	100,70	125,89
AT5 710	710	142	300	4,32	51,84	82,95	103,69	129,60
AT5 720	720	144	300	4,37	52,44	83,90	104,87	131,09
AT5 750	750	150	300	4,45	53,48	85,56	106,96	133,69
AT5 780	780	156	300	4,50	53,91	86,28	107,85	134,82
AT5 825	825	165	300	4,57	54,82	87,70	109,63	137,03
AT5 860	860	172	300	4,64	55,70	89,13	111,42	139,27
AT5 975	975	195	300	5,26	63,28	101,24	126,56	158,20
AT5 1050	1050	210	300	5,74	68,92	110,29	137,85	172,32
AT5 1125	1125	225	300	5,88	70,41	112,66	140,83	176,03
AT5 1500	1500	300	300	7,42	88,98	142,38	177,96	222,45
AT5 2000	2000	400	300	9,90	118,70	189,90	237,38	296,71

PROFILO AT10 - PROFILE AT10

Tipo Type	Lp mm	Denti Teeth	Larghezza manicotto Width sleeve	Manicotto Sleeve €/mm	L=16mm €/Cinghia/Belt	L=25mm €/Cinghia/Belt	L=32mm €/Cinghia/Belt	L=50mm €/Cinghia/Belt
AT10 370	370	37	300	3,80	72,73	113,63	145,45	227,28
AT10 500	500	50	300	3,99	76,52	119,57	153,07	239,16
AT10 560	560	56	300	4,37	83,90	131,09	167,80	262,18
AT10 580	580	58	300	4,40	84,61	132,20	169,23	264,41
AT10 600	600	60	300	4,45	85,56	133,69	171,12	267,38
AT10 610	610	61	300	4,47	85,80	134,07	171,61	268,12
AT10 630	630	63	300	4,50	86,28	134,82	172,55	269,61
AT10 660	660	66	300	4,60	88,41	138,14	176,84	276,30
AT10 700	700	70	300	4,78	91,74	143,34	183,49	286,69
AT10 730	730	73	300	4,86	93,40	145,95	186,80	291,89
AT10 780	780	78	300	4,98	95,78	149,66	191,56	299,32
AT10 800	800	80	300	5,39	103,39	161,54	206,77	323,09
AT10 810	810	81	300	5,39	103,39	161,54	206,77	323,09
AT10 840	840	84	300	5,39	103,39	161,54	206,77	323,09
AT10 880	880	88	300	5,97	114,81	179,37	229,59	358,74
AT10 890	890	89	300	6,23	119,79	187,17	239,58	374,34
AT10 920	920	92	300	6,44	123,59	193,11	247,18	386,21
AT10 960	960	96	300	6,91	132,62	207,22	265,24	414,45
AT10 980	980	98	300	6,99	134,06	209,46	268,09	418,90
AT10 1000	1000	100	300	7,11	136,67	213,54	273,32	427,07
AT10 1010	1010	101	300	7,16	137,38	214,66	274,76	429,30
AT10 1050	1050	105	300	7,24	138,80	216,88	277,61	433,76
AT10 1080	1080	108	300	7,45	142,84	223,19	285,69	446,38
AT10 1100	1100	110	300	7,45	142,84	223,19	285,69	446,38
AT10 1150	1150	115	300	7,78	149,26	233,23	298,51	466,44
AT10 1200	1200	120	300	7,78	149,26	233,23	298,51	466,44
AT10 1210	1210	121	300	7,89	151,64	236,93	303,27	473,86
AT10 1220	1220	122	300	7,89	151,64	236,93	303,27	473,86
AT10 1230	1230	123	300	7,96	152,83	238,78	305,65	477,58
AT10 1240	1240	124	300	8,03	154,24	241,01	308,51	482,04
AT10 1250	1250	125	300	8,11	155,68	243,26	311,36	486,49
AT10 1280	1280	128	300	8,14	156,40	244,37	312,78	488,72
AT10 1300	1300	130	300	8,72	167,56	261,82	335,11	523,62
AT10 1320	1320	132	300	9,07	173,97	271,84	347,96	543,69
AT10 1350	1350	135	300	9,27	178,02	278,16	356,05	556,31
AT10 1360	1360	136	300	9,36	179,69	280,75	359,36	561,51
AT10 1400	1400	140	300	9,52	182,78	285,57	365,55	571,17
AT10 1420	1420	142	300	9,66	185,39	289,66	370,77	579,34
AT10 1480	1480	148	300	9,77	187,53	293,01	375,06	586,02

