



V-BELT PULLEYS

V-BELT PULLEYS FOR TAPER BUSHES

SPZ	page 3
SPA	10
SPB	15
SPC	23

V-BELT PULLEYS PILOT BORE

SPA	31
SPB	36
SPC	42

V-BELT PULLEYS FOR LOCKING DEVICES

SPA	48
SPB	49
SPC	51


ADJUSTABLE V-BELT PULLEY PRB TYPE	52
--	----

V-BELT PULLEYS PPV-J MICRO V	57
-------------------------------------	----

V-BELT PULLEYS PPV-L MICRO V	58
-------------------------------------	----



CAST- IRON V-BELT PULLEYS



All V-belt pulleys are compliant with current legislation and are made of cast iron **GG 20** with protective phosphate.

Running in normal standard, the pulleys are statically balanced and this is sufficient for peripheral speeds up to **25 m/s**.

For higher speeds is essential dynamic balancing can be provided on request.

The Chiaravalli Group SpA is able to perform, upon request, balancing pulleys with diameters up to 630, with balancing CNC, accompanying certificate of balancing performed.

Over 35 m / sec, the pulleys in cast iron are not the most suitable and it requires the use of high-strength material.

D = diameter in meters

N = number of revolutions per minute

$$V_p = \frac{\pi \cdot D \cdot n}{60} = \frac{D \cdot n}{19,1} \text{ m/sec.}$$

Dimensions shown on the dimensional tables are not binding even if they are respected as far as possible.

We reserve the right to make variations and modifications without prior notice.

FEATURES OF THE GORGE

PROFILE	Dp mm	α°	Wpg	g	h	b mm	f	e
SPZ	< 80	34°						
	> 80	38°	8,5	9,7	9	2	8	12
SPA	< 118	34°						
	> 118	38°	11	12,7	11	2,8	10	15
SPB	< 190	34°						
	> 190	38°	14	16,3	14	3,5	12,5	19
SPC	< 315	34°						
	> 315	38°	19	22,0	19	4,8	17	25,5

BAND WIDTH

N° GROOVES	SPZ	SPA	SPB	SPC
1	16	20	25	34
2	28	35	44	59,5
3	40	50	63	85
4	52	65	82	111
5	64	80	101	136
6		95	120	162
8			158	213
10			196	264





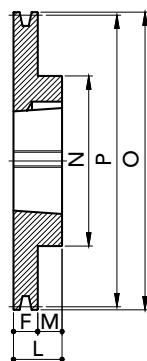
V-BELT PULLEYS for TAPER BUSHES

TAPER BUSHES

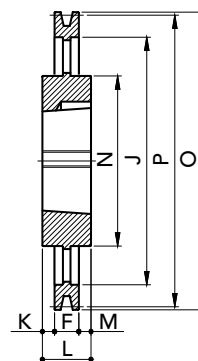
SPZ/01 TYPE

We are engaged to respect shapes and dimensions shown on this sheet but, we reserve the right to make changes and modifications without notice.

TYPE 1



TYPE 4



PRODUCT CODE	PRODUCT MODEL	GROOVES	P	O	TYPE	BUSH	MAX BORE	E	F	J	K	L	M	N	WEIGHT (Kg)
91100601	SPZ60-01	1	60	64	1	1008	25	-	22	-	-	22	-	-	0,3
91100631	SPZ63-01	1	63	67	1	1108	28	-	16	-	-	22	6	56	0,23
91100671	SPZ67-01	1	67	71	1	1108	28	-	16	-	-	22	6	60	0,3
91100711	SPZ71-01	1	71	75	1	1108	28	-	16	-	-	22	6	60	0,35
91100751	SPZ75-01	1	75	79	1	1108	28	-	16	-	-	22	6	60	0,4
91100801	SPZ80-01	1	80	84	1	1210	32	-	16	-	-	25	9	75	0,49
91100851	SPZ85-01	1	85	89	1	1210	32	-	16	-	-	25	9	80	0,6
91100901	SPZ90-01	1	90	94	1	1210	32	-	16	-	-	25	9	80	0,7
91100951	SPZ95-01	1	95	99	1	1210	32	-	16	-	-	25	9	85	0,8
91101001	SPZ100-01	1	100	104	1	1210	32	-	16	-	-	25	9	85	0,9
91101061	SPZ106-01	1	106	110	1	1610	42	-	16	-	-	25	9	92	0,92
91101121	SPZ112-01	1	112	116	1	1610	42	-	16	-	-	25	9	92	1,03
91101181	SPZ118-01	1	118	122	1	1610	42	-	16	-	-	25	9	92	1,16
91101251	SPZ125-01	1	125	129	1	1610	42	-	16	-	-	25	9	92	1,3
91101321	SPZ132-01	1	132	136	1	1610	42	-	16	-	-	25	9	92	1,45
91101401	SPZ140-01	1	140	144	1	1610	42	-	16	-	-	25	9	92	1,65
91101501	SPZ150-01	1	150	154	1	1610	42	-	16	-	-	25	9	92	1,92
91101601	SPZ160-01	1	160	164	1	1610	42	-	16	-	-	25	9	92	2,17
91101801	SPZ180-01	1	180	184	4	1610	42	-	16	152	-	25	9	92	1,9
91102001	SPZ200-01	1	200	204	4	2012	50	-	16	171	-	32	16	112	2,25
91102241	SPZ224-01	1	224	228	4	2012	50	-	16	195	-	32	16	112	2,93
91102501	SPZ250-01	1	250	254	4	2012	50	-	16	221	8	32	8	112	3,37
91102801	SPZ280-01	1	280	284	4	2012	50	-	16	251	8	32	8	112	3,7
91103151	SPZ315-01	1	315	319	4	2012	50	-	16	286	8	32	8	112	4,32
91103551	SPZ355-01	1	355	359	4	2012	50	-	16	326	8	32	8	112	5,1
91104001	SPZ400-01	1	400	404	4	2012	50	-	16	371	8	32	8	112	5,99
91104501	SPZ450-01	1	450	454	4	2517	60	-	16	421	14,5	45	14,5	124	7,19
91105001	SPZ500-01	1	500	504	4	2517	60	-	16	471	14,5	45	14,5	124	8,5

MATERIAL CAST-IRON

CAD drawings available on our site

Quantity, availability and prices

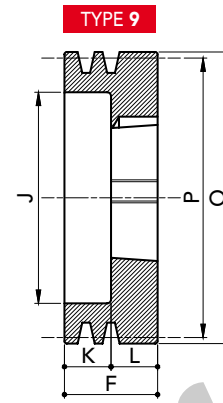
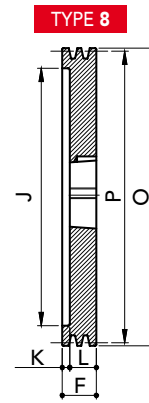




TAPER BUSHES

SPZ/02 TYPE

We are engaged to respect shapes and dimensions shown on this sheet but, we reserve the right to make changes and modifications without notice.



PRODUCT CODE	PRODUCT MODEL	GROOVES	P	O	TYPE	BUSH	MAX BORE	E	F	J	K	L	M	N	WEIGHT (Kg)
91100602	SPZ60-02	2	60	64	9	1108	28	-	49	36	27	22	-	-	0,6
91100632	SPZ63-02	2	63	67	8	1108	28	-	28	40	6	22	-	-	0,3
91100672	SPZ67-02	2	67	71	8	1108	28	-	28	42	6	22	-	-	0,36
91100712	SPZ71-02	2	71	75	8	1108	28	-	28	42	6	22	-	-	0,45
91100752	SPZ75-02	2	75	79	8	1210	32	-	28	51	3	25	-	-	0,41
91100802	SPZ80-02	2	80	84	8	1210	32	-	28	51	3	25	-	-	0,52
91100852	SPZ85-02	2	85	89	8	1610	42	-	28	60	3	25	-	-	0,5
91100902	SPZ90-02	2	90	94	8	1610	42	-	28	61	3	25	-	-	0,63
91100952	SPZ95-02	2	95	99	8	1610	42	-	28	66	3	25	-	-	0,74
91101002	SPZ100-02	2	100	104	8	1610	42	-	28	71	3	25	-	-	0,9
91101062	SPZ106-02	2	106	110	8	1610	42	-	28	76	3	25	-	-	1,05
91101122	SPZ112-02	2	112	116	8	1610	42	-	28	83	3	25	-	-	1,25
91101182	SPZ118-02	2	118	122	8	1610	42	-	28	90	3	25	-	-	1,45
91101252	SPZ125-02	2	125	129	8	1610	42	-	28	96	3	25	-	-	1,65

MATERIAL **CAST-IRON**

CAD drawings available on our site

Quantity, availability and prices





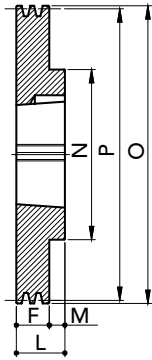
V-BELT PULLEYS for TAPER BUSHES

TAPER BUSHES

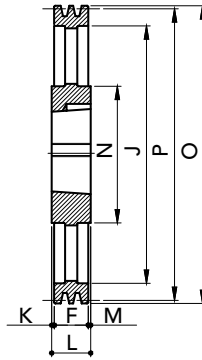
SPZ/02 TYPE

We are engaged to respect shapes and dimensions shown on this sheet but, we reserve the right to make changes and modifications without notice.

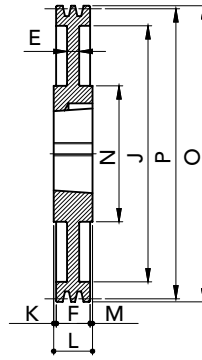
TYPE 1



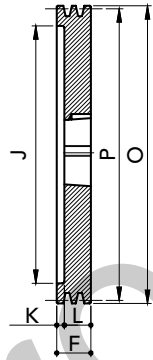
TYPE 4



TYPE 7



TYPE 8



V-BELT PULLEYS for TAPER BUSHES

PRODUCT CODE	PRODUCT MODEL	GROOVES	P	O	TYPE	BUSH	MAX BORE	E	F	J	K	L	M	N	WEIGHT (Kg)
91101322	SPZ132-02	2	132	136	8	1610	42	-	28	103	3	25	-	-	1,9
91101402	SPZ140-02	2	140	144	8	1610	42	-	28	111	3	25	-	-	2,22
91101502	SPZ150-02	2	150	154	1	2012	50	-	28	-	-	32	4	112	2,74
91101602	SPZ160-02	2	160	164	1	2012	50	-	28	-	-	32	4	112	3,23
91101802	SPZ180-02	2	180	184	7	2012	50	10	28	152	-	32	4	112	3,18
91101902	SPZ190-02	2	190	194	7	2012	50	10	28	162	-	32	4	112	3,45
91102002	SPZ200-02	2	200	204	4	2012	50	-	28	171	-	32	4	112	4,2
91102242	SPZ224-02	2	224	228	4	2012	50	-	28	195	-	32	4	112	3,86
91102502	SPZ250-02	2	250	254	4	2012	50	-	28	221	2	32	2	112	4,22
91102802	SPZ280-02	2	280	284	4	2012	50	-	28	251	2	32	2	112	4,85
91103152	SPZ315-02	2	315	319	4	2012	50	-	28	286	2	32	2	112	5,49
91103552	SPZ355-02	2	355	359	4	2012	50	-	28	326	2	32	2	112	6,19
91104002	SPZ400-02	2	400	404	4	2517	60	-	28	371	8,5	45	8,5	124	8,95
91104502	SPZ450-02	2	450	454	4	2517	60	-	28	421	8,5	45	8,5	124	9,9
91105002	SPZ500-02	2	500	504	4	2517	60	-	28	471	8,5	45	8,5	124	10,25

MATERIAL CAST-IRON

CAD drawings available on our site

Quantity, availability and prices



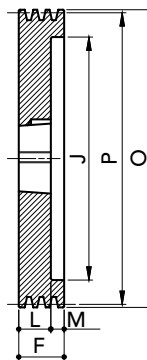


TAPER BUSHES

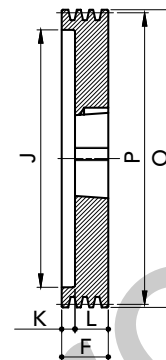
SPZ/03 TYPE

We are engaged to respect shapes and dimensions shown on this sheet but, we reserve the right to make changes and modifications without notice.

TYPE 2



TYPE 8



PRODUCT CODE	PRODUCT MODEL	GROOVES	P	O	TYPE	BUSH	MAX BORE	E	F	J	K	L	M	N	WEIGHT (Kg)
91100633	SPZ63-03	3	63	67	8	1108	28	-	40	40	18	22	-	-	0,41
91100673	SPZ67-03	3	67	71	8	1108	28	-	40	42	18	22	-	-	0,5
91100713	SPZ71-03	3	71	75	8	1108	28	-	40	42	18	22	-	-	0,53
91100753	SPZ75-03	3	75	79	8	1210	32	-	40	51	15	25	-	-	0,56
91100803	SPZ80-03	3	80	84	8	1210	32	-	40	51	15	25	-	-	0,7
91100853	SPZ85-03	3	85	89	8	1610	42	-	40	60	15	25	-	-	0,65
91100903	SPZ90-03	3	90	94	8	1610	42	-	40	61	15	25	-	-	0,84
91100953	SPZ95-03	3	95	99	8	1610	42	-	40	66	15	25	-	-	0,99
91101003	SPZ100-03	3	100	104	8	1610	42	-	40	71	15	25	-	-	1,12
91101063	SPZ106-03	3	106	110	8	1610	42	-	40	76	15	25	-	-	1,35
91101123	SPZ112-03	3	112	116	8	2012	50	-	40	83	8	32	-	-	1,37
91101183	SPZ118-03	3	118	122	8	2012	50	-	40	90	8	32	-	-	1,65
91101253	SPZ125-03	3	125	129	2	2012	50	-	40	96	-	32	8	-	1,9
91101323	SPZ132-03	3	132	136	2	2012	50	-	40	103	-	32	8	-	2,27
91101403	SPZ140-03	3	140	144	2	2012	50	-	40	111	-	32	8	-	2,7
91101503	SPZ150-03	3	150	154	2	2012	50	-	40	121	-	32	8	-	3,16
91101603	SPZ160-03	3	160	164	2	2012	50	-	40	131	-	32	8	-	3,77

MATERIAL CAST-IRON

CAD drawings available on our site

Quantity, availability and prices



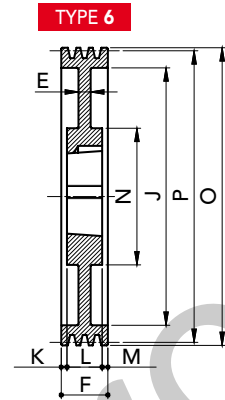
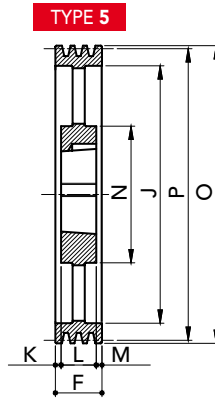
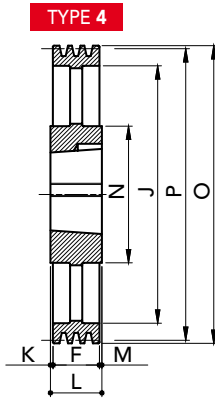


V-BELT PULLEYS for TAPER BUSHES

TAPER BUSHES

SPZ/03 TYPE

We are engaged to respect shapes and dimensions shown on this sheet but, we reserve the right to make changes and modifications without notice.



V-BELT PULLEYS for TAPER BUSHES

PRODUCT CODE	PRODUCT MODEL	GROOVES	P	O	TYPE	BUSH	MAX BORE	E	F	J	K	L	M	N	WEIGHT (Kg)
91101803	SPZ180-03	3	180	184	6	2012	50	7	40	151	-	32	8	106	3,36
91101903	SPZ190-03	3	190	194	6	2012	50	10	40	161	4	32	4	112	3,95
91102003	SPZ200-03	3	200	204	5	2012	50	-	40	171	4	32	4	112	4,15
91102243	SPZ224-03	3	224	228	5	2012	50	-	40	195	4	32	4	112	4,68
91102503	SPZ250-03	3	250	254	5	2012	60	-	40	221	4	32	4	112	5,35
91102803	SPZ280-03	3	280	284	4	2517	60	-	40	251	2,5	45	2,5	124	6,53
91103153	SPZ315-03	3	315	319	4	2517	60	-	40	286	2,5	45	2,5	124	7,3
91103553	SPZ355-03	3	355	359	4	2517	60	-	40	326	2,5	45	2,5	124	8,86
91104003	SPZ400-03	3	400	404	4	2517	60	-	40	371	2,5	45	2,5	124	10,5
91104503	SPZ450-03	3	450	454	4	2517	60	-	40	421	2,5	45	2,5	124	11,6
91105003	SPZ500-03	3	500	504	4	2517	60	-	40	471	2,5	45	2,5	124	13,3

MATERIAL CAST-IRON

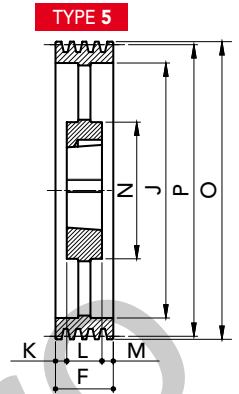
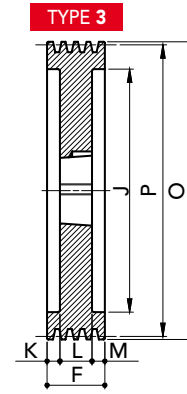
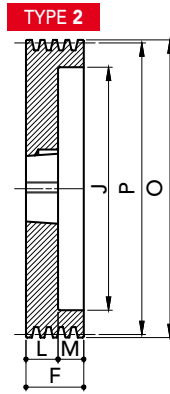
CAD drawings available on our site

Quantity, availability and prices




TAPER BUSHES
SPZ/04 TYPE

We are engaged to respect shapes and dimensions shown on this sheet but, we reserve the right to make changes and modifications without notice.

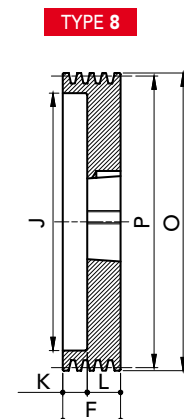
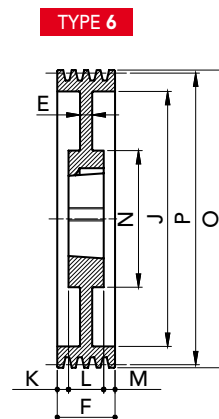


PRODUCT CODE	PRODUCT MODEL	GROOVES	P	O	TYPE	BUSH	MAX BORE	E	F	J	K	L	M	N	WEIGHT (Kg)
91100804	SPZ80-04	4	80	84	8	1210	32	-	52	51	27	25	-	-	0,87
91100854	SPZ85-04	4	85	89	8	1610	42	-	52	60	27	25	-	-	0,84
91100904	SPZ90-04	4	90	94	8	1610	42	-	52	61	27	25	-	-	1,08
91100954	SPZ95-04	4	95	99	8	1610	42	-	52	66	27	25	-	-	1,21
91101004	SPZ100-04	4	100	104	8	1610	42	-	52	71	27	25	-	-	1,38
91101064	SPZ106-04	4	106	110	8	1610	42	-	52	76	27	25	-	-	1,6
91101124	SPZ112-04	4	112	116	8	2012	50	-	52	83	20	32	-	-	1,65
91101184	SPZ118-04	4	118	122	8	2012	50	-	52	90	20	32	-	-	1,97
91101254	SPZ125-04	4	125	129	2	2012	50	-	52	96	-	32	20	-	2,24
91101324	SPZ132-04	4	132	136	2	2012	50	-	52	103	-	32	20	-	2,6
91101404	SPZ140-04	4	140	144	2	2012	50	-	52	111	-	32	20	-	3
91101504	SPZ150-04	4	150	154	2	2517	60	-	52	121	-	45	7	-	3,75
91101604	SPZ160-04	4	160	164	2	2517	60	-	52	131	-	45	7	-	4,45
91101804	SPZ180-04	4	180	184	2	2517	60	-	52	151	-	45	7	-	6,2
91101904	SPZ190-04	4	190	194	3	2517	60	-	52	161	3,5	45	3,5	-	7,1
91102004	SPZ200-04	4	200	204	6	2517	60	8	52	171	3,5	45	3,5	124	5,23
91102244	SPZ224-04	4	224	228	5	2517	60	-	52	195	3,5	45	3,5	124	6,43
91102504	SPZ250-04	4	250	254	5	2517	60	-	52	221	3,5	45	3,5	124	7,5
91102804	SPZ280-04	4	280	284	5	2517	60	-	52	251	3,5	45	3,5	124	9,4
91103154	SPZ315-04	4	315	319	5	2517	60	-	52	286	3,5	45	3,5	124	8,45
91103554	SPZ355-04	4	355	359	5	2517	60	-	52	326	3,5	45	3,5	124	10,37
91104004	SPZ400-04	4	400	404	5	2517	60	-	52	371	3,5	45	3,5	124	12,94
91104504	SPZ450-04	4	450	454	5	3020	75	-	52	421	0,5	51	0,5	146	15,92
91105004	SPZ500-04	4	500	504	5	3020	75	-	52	471	0,5	51	0,5	146	18

MATERIAL CAST-IRON

CAD drawings available on our site

Quantity, availability and prices





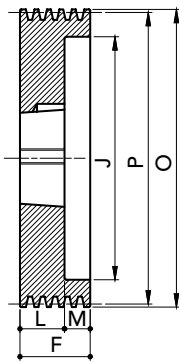
V-BELT PULLEYS for TAPER BUSHES

TAPER BUSHES

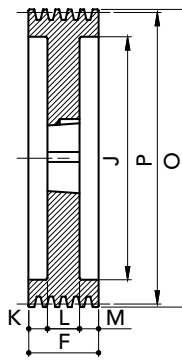
SPZ/05 TYPE

We are engaged to respect shapes and dimensions shown on this sheet but, we reserve the right to make changes and modifications without notice.

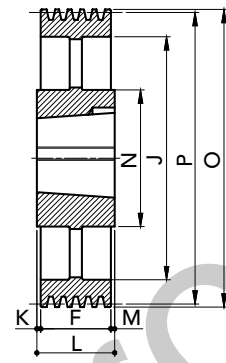
TYPE 2



TYPE 3



TYPE 4



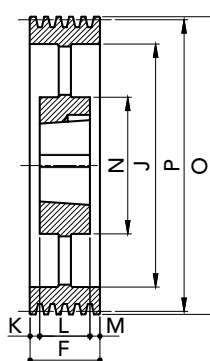
V-BELT PULLEYS for TAPER BUSHES

PRODUCT CODE	PRODUCT MODEL	GROOVES	P	O	TYPE	BUSH	MAX BORE	E	F	J	K	L	M	N	WEIGHT (Kg)
91100855	SPZ85-05	5	85	89	8	1610	42	-	64	60	39	25	-	-	1
91100905	SPZ90-05	5	90	94	8	1610	42	-	64	61	39	25	-	-	1,29
91100955	SPZ95-05	5	95	99	8	1610	42	-	64	66	39	25	-	-	1,45
91101005	SPZ100-05	5	100	104	8	2012	50	-	64	71	32	32	-	-	1,4
91101065	SPZ106-05	5	106	110	8	2012	50	-	64	76	32	32	-	-	1,72
91101125	SPZ112-05	5	112	116	8	2012	50	-	64	83	32	32	-	-	1,9
91101185	SPZ118-05	5	118	122	8	2012	50	-	64	90	32	32	-	-	2,2
91101255	SPZ125-05	5	125	129	8	2012	50	-	64	96	32	32	-	-	2,63
91101325	SPZ132-05	5	132	136	8	2517	60	-	64	103	19	45	-	-	2,75
91101405	SPZ140-05	5	140	144	2	2517	60	-	64	111	-	45	19	-	3,34
91101505	SPZ150-05	5	150	154	2	2517	60	-	64	121	-	45	19	-	4,15
91101605	SPZ160-05	5	160	164	2	2517	60	-	64	131	-	45	19	-	4,93
91101805	SPZ180-05	5	180	184	2	2517	60	-	64	151	-	45	19	-	6,72
91102005	SPZ200-05	5	200	204	3	2517	60	-	64	171	9,5	45	9,5	-	8,63
91102245	SPZ224-05	5	224	228	5	2517	60	-	64	195	9,5	45	9,5	124	7,59
91102505	SPZ250-05	5	250	254	5	2517	60	-	64	221	9,5	45	9,5	124	8,3
91102805	SPZ280-05	5	280	284	5	2517	60	-	64	251	9,5	45	9,5	124	9
91103155	SPZ315-05	5	315	319	5	2517	60	-	64	286	9,5	45	9,5	124	10,14
91103555	SPZ355-05	5	355	359	5	2517	60	-	64	326	9,5	45	9,5	124	11,96
91104005	SPZ400-05	5	400	404	5	3020	75	-	64	371	6,5	51	6,5	146	14,5
91104505	SPZ450-05	5	450	454	5	3020	75	-	64	421	6,5	51	6,5	146	17,55
91105005	SPZ500-05	5	500	504	4	3030	75	-	64	471	6	76	6	146	21,15

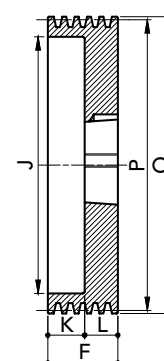
MATERIAL CAST-IRON

CAD drawings available on our site

TYPE 5



TYPE 8



Quantity, availability and prices



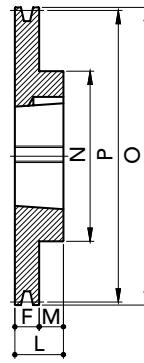


TAPER BUSHES

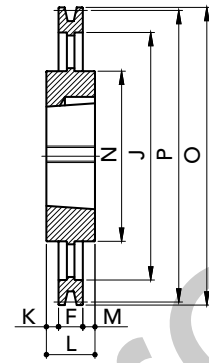
SPA/01 TYPE

We are engaged to respect shapes and dimensions shown on this sheet but, we reserve the right to make changes and modifications without notice.

TYPE 1



TYPE 4



PRODUCT CODE	PRODUCT MODEL	GROOVES	P	O	TYPE	BUSH	MAX BORE	E	F	J	K	L	M	N	WEIGHT (Kg)
91200631	SPA63-01	1	63	68,5	1	1008	25	-	20	-	-	22	2	56	0,26
91200711	SPA71-01	1	71	76,5	1	1108	28	-	20	-	-	22	2	60	0,35
91200751	SPA75-01	1	75	80,5	1	1108	28	-	20	-	-	22	2	60	0,4
91200801	SPA80-01	1	80	85,5	1	1210	32	-	20	-	-	25	5	75	0,46
91200851	SPA85-01	1	85	90,5	1	1210	32	-	20	-	-	25	5	80	0,55
91200901	SPA90-01	1	90	95,5	1	1210	42	-	20	-	-	25	5	80	0,65
91200951	SPA95-01	1	95	100,5	1	1210	32	-	20	-	-	25	5	85	0,79
91201001	SPA100-01	1	100	105,5	1	1610	42	-	20	-	-	25	5	85	0,75
91201061	SPA106-01	1	106	111,5	1	1610	42	-	20	-	-	25	5	92	0,92
91201121	SPA112-01	1	112	117,5	1	1610	42	-	20	-	-	25	5	92	1,06
91201181	SPA118-01	1	118	123,5	1	1610	42	-	20	-	-	25	5	92	1,2
91201251	SPA125-01	1	125	130,5	1	1610	42	-	20	-	-	25	5	92	1,41
91201321	SPA132-01	1	132	137,5	1	1610	42	-	20	-	-	25	5	92	1,6
91201401	SPA140-01	1	140	145,5	1	1610	42	-	20	-	-	25	5	92	1,85
91201501	SPA150-01	1	150	155,5	1	1610	42	-	20	-	-	25	5	92	2,15
91201601	SPA160-01	1	160	165,5	1	1610	42	-	20	-	-	25	5	92	2,5
91201701	SPA170-01	1	170	175,5	1	1610	42	-	20	-	-	25	5	92	2,85
91201801	SPA180-01	1	180	185,5	4	1610	42	-	20	145	-	25	5	92	2,21
91201901	SPA190-01	1	190	195,5	4	1610	42	-	20	156	-	25	5	92	2,31
91202001	SPA200-01	1	200	205,5	4	2012	50	-	20	165	-	32	12	108	3
91202121	SPA212-01	1	212	217,5	4	2012	50	-	20	177	-	32	12	110	3,1
91202241	SPA224-01	1	224	229,5	4	2012	50	-	20	189	-	32	12	112	3,33
91202361	SPA236-01	1	236	241,5	4	2012	50	-	20	202	-	32	12	112	3,62
91202501	SPA250-01	1	250	255,5	4	2012	50	-	20	215	6	32	6	112	3,73
91202801	SPA280-01	1	280	285,5	4	2012	50	-	20	245	-	32	12	112	4,08
91203001	SPA300-01	1	300	305,5	4	2012	50	-	20	265	-	32	12	112	4,62
91203151	SPA315-01	1	315	320,5	4	2012	50	-	20	280	-	32	12	112	4,75
91203551	SPA355-01	1	355	360,5	4	2012	50	-	20	320	-	32	12	112	5,57
91204001	SPA400-01	1	400	405,5	4	2012	50	-	20	365	-	32	12	112	6,4
91204501	SPA450-01	1	450	455,5	4	2012	50	-	20	415	-	32	12	112	7,45
91205001	SPA500-01	1	500	505,5	4	2517	60	-	20	465	-	45	25	124	9,3

MATERIAL **CAST-IRON**

CAD drawings available on our site

Quantity, availability and prices



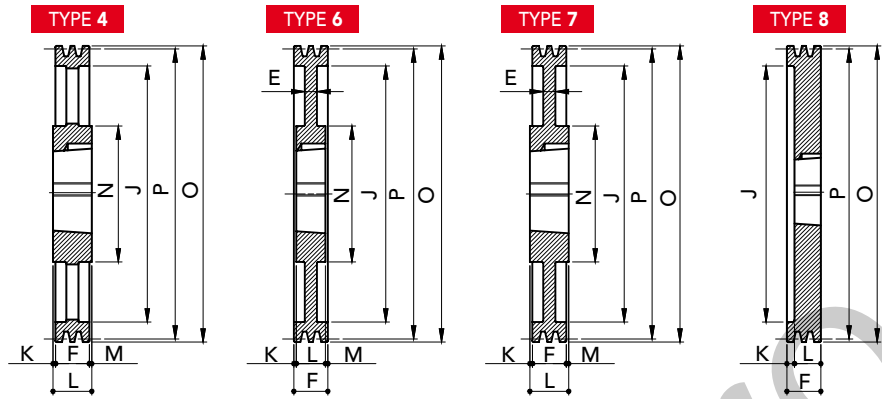


V-BELT PULLEYS for TAPER BUSHES

TAPER BUSHES

SPA/02 TYPE

We are engaged to respect shapes and dimensions shown on this sheet but, we reserve the right to make changes and modifications without notice.



PRODUCT CODE	PRODUCT MODEL	GROOVES	P	O	TYPE	BUSH	MAX BORE	E	F	J	K	L	M	N	WEIGHT (Kg)
91200712	SPA71-02	2	71	76,5	8	1108	28	-	35	40	13	22	-	-	0,51
91200752	SPA75-02	2	75	80,5	8	1108	28	-	35	44	13	22	-	-	0,59
91200802	SPA80-02	2	80	85,5	8	1210	32	-	35	50	10	25	-	-	0,55
91200852	SPA85-02	2	85	90,5	8	1210	32	-	35	55	10	25	-	-	0,7
91200902	SPA90-02	2	90	95,5	8	1610	42	-	35	59	10	25	-	-	0,7
91200952	SPA95-02	2	95	100,5	8	1610	42	-	35	63	10	25	-	-	0,83
91201002	SPA100-02	2	100	105,5	8	1610	42	-	35	66	10	25	-	-	1
91201062	SPA106-02	2	106	111,5	8	1610	42	-	35	72	10	25	-	-	1,15
91201122	SPA112-02	2	112	117,5	8	1610	42	-	35	78	10	25	-	-	1,39
91201182	SPA118-02	2	118	123,5	8	1610	42	-	35	84	10	25	-	-	1,57
91201252	SPA125-02	2	125	130,5	8	1610	42	-	35	91	10	25	-	-	1,85
91201322	SPA132-02	2	132	137,5	8	2012	50	-	35	98	3	32	-	-	2,1
91201402	SPA140-02	2	140	145,5	8	2012	50	-	35	106	3	32	-	-	2,25
91201502	SPA150-02	2	150	155,5	8	2012	50	-	35	116	3	32	-	-	3
91201602	SPA160-02	2	160	165,5	8	2012	50	-	35	125	3	32	-	-	3,5
91201702	SPA170-02	2	170	175,5	8	2012	50	-	35	135	3	32	-	-	4,1
91201802	SPA180-02	2	180	185,5	6	2012	50	10	35	146	1,5	32	1,5	108	3,54
91201902	SPA190-02	2	190	195,5	6	2012	50	10	35	156	1,5	32	1,5	108	3,84
91202002	SPA200-02	2	200	205,5	7	2517	60	10	35	165	5	45	5	123	4,7
91202122	SPA212-02	2	212	217,5	4	2517	60	-	35	177	5	45	5	123	4,93
91202242	SPA224-02	2	224	229,5	4	2517	60	-	35	189	-	45	10	124	5,17
91202362	SPA236-02	2	236	241,5	4	2517	60	-	35	202	-	45	10	124	5,2
91202502	SPA250-02	2	250	255,5	4	2517	60	-	35	215	5	45	5	124	5,82
91202802	SPA280-02	2	280	285,5	4	2517	60	-	35	245	-	45	10	124	6,45
91203002	SPA300-02	2	300	305,5	4	2517	60	-	35	265	-	45	10	124	6,95
91203152	SPA315-02	2	315	320,5	4	2517	60	-	35	280	-	45	10	124	7,34
91203552	SPA355-02	2	355	360,5	4	2517	60	-	35	320	-	45	10	124	9,36
91204002	SPA400-02	2	400	405,5	4	2517	60	-	35	365	-	45	10	124	10,2
91204502	SPA450-02	2	450	455,5	4	2517	60	-	35	415	-	45	10	124	11,64
91205002	SPA500-02	2	500	505,5	4	2517	60	-	35	465	-	45	10	125	13,25
91206302	SPA630-02	2	630	635,5	4	3020	75	-	35	595	8	51	8	159	19,1

MATERIAL **CAST-IRON**

CAD drawings available on our site

Quantity, availability and prices

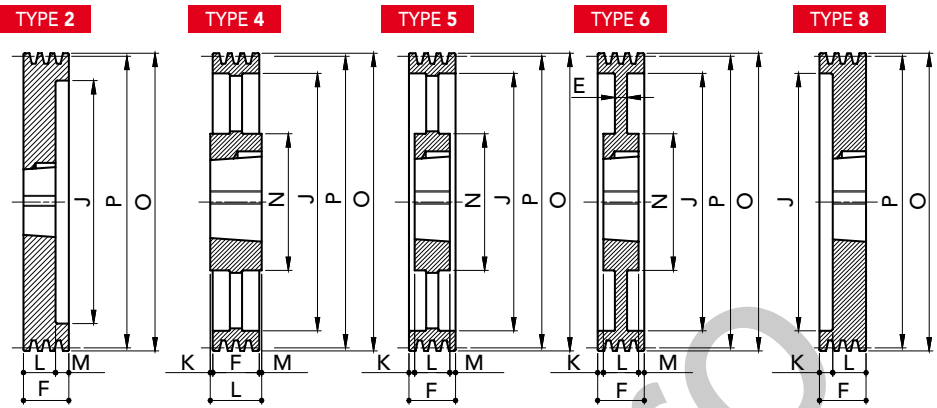




TAPER BUSHES

SPA/03 TYPE

We are engaged to respect shapes and dimensions shown on this sheet but, we reserve the right to make changes and modifications without notice.



PRODUCT CODE	PRODUCT MODEL	GROOVES	P	O	TYPE	BUSH	MAX BORE	E	F	J	K	L	M	N	WEIGHT (Kg)
91200713	SPA71-03	3	71	76,5	8	1108	28	-	50	40	28	22	-	-	0,7
91200753	SPA75-03	3	75	80,5	8	1108	28	-	50	44	28	22	-	-	0,8
91200803	SPA80-03	3	80	85,5	8	1210	32	-	50	50	25	25	-	-	0,8
91200853	SPA85-03	3	85	90,5	8	1210	32	-	50	55	25	25	-	-	0,94
91200903	SPA90-03	3	90	95,5	8	1610	42	-	50	59	25	25	-	-	0,95
91200953	SPA95-03	3	95	100,5	8	1610	42	-	50	63	25	25	-	-	1,12
91201003	SPA100-03	3	100	105,5	2	1610	42	-	50	66	-	25	25	-	1,3
91201063	SPA106-03	3	106	111,5	2	1610	42	-	50	72	-	25	25	-	1,52
91201123	SPA112-03	3	112	117,5	8	2012	50	-	50	78	18	32	-	-	1,57
91201183	SPA118-03	3	118	123,5	2	2012	50	-	50	84	-	32	18	-	1,85
91201253	SPA125-03	3	125	130,5	2	2012	50	-	50	91	-	32	18	-	2,2
91201323	SPA132-03	3	132	137,5	2	2012	50	-	50	98	-	32	18	-	2,53
91201403	SPA140-03	3	140	145,5	8	2517	60	-	50	106	5	45	-	-	2,87
91201503	SPA150-03	3	150	155,5	8	2517	60	-	50	116	5	45	-	-	3,55
91201603	SPA160-03	3	160	165,5	8	2517	60	-	50	125	5	45	-	-	4,33
91201703	SPA170-03	3	170	175,5	8	2517	60	-	50	135	5	45	-	-	5,1
91201803	SPA180-03	3	180	185,5	8	2517	60	-	50	146	5	45	-	-	6
91201903	SPA190-03	3	190	195,5	8	2517	60	-	50	156	5	45	-	-	6,92
91202003	SPA200-03	3	200	205,5	6	2517	60	20	50	165	2,5	45	2,5	123	6,15
91202123	SPA212-03	3	212	217,5	5	2517	60	-	50	177	2,5	45	2,5	123	6,03
91202243	SPA224-03	3	224	229,5	5	2517	60	-	50	189	2,5	45	2,5	124	6,4
91202363	SPA236-03	3	236	241,5	5	2517	60	-	50	202	2,5	45	2,5	124	6,8
91202503	SPA250-03	3	250	255,5	5	2517	60	-	50	215	2,5	45	2,5	124	7,25
91202803	SPA280-03	3	280	285,5	5	2517	60	-	50	245	2,5	45	2,5	124	8,15
91203003	SPA300-03	3	300	305,5	4	3020	75	-	50	265	0,5	51	0,5	150	10,04
91203153	SPA315-03	3	315	320,5	4	3020	75	-	50	280	0,5	51	0,5	159	11,32
91203353	SPA335-03	3	335	340,5	4	3020	75	-	50	300	0,5	51	0,5	159	12,04
91203553	SPA355-03	3	355	360,5	4	3020	75	-	50	320	0,5	51	0,5	159	12,75
91204003	SPA400-03	3	400	405,5	4	3020	75	-	50	365	/	51	1	159	14,46
91204503	SPA450-03	3	450	455,5	4	3020	75	-	50	415	/	51	1	159	16,7
91205003	SPA500-03	3	500	505,5	4	3020	75	/	50	465	/	51	1	159	19,17
91205603	SPA560-03	3	560	565,5	4	3020	75	/	50	525	/	51	1	159	21,45
91206303	SPA630-03	3	630	635,5	4	3020	75	/	50	595	/	51	1	159	25,2
91208003	SPA800-03	3	800	805,5	4	3535	90	/	50	765	19,5	89	19,5	175	40

MATERIAL CAST-IRON

CAD drawings available on our site

Quantity, availability and prices

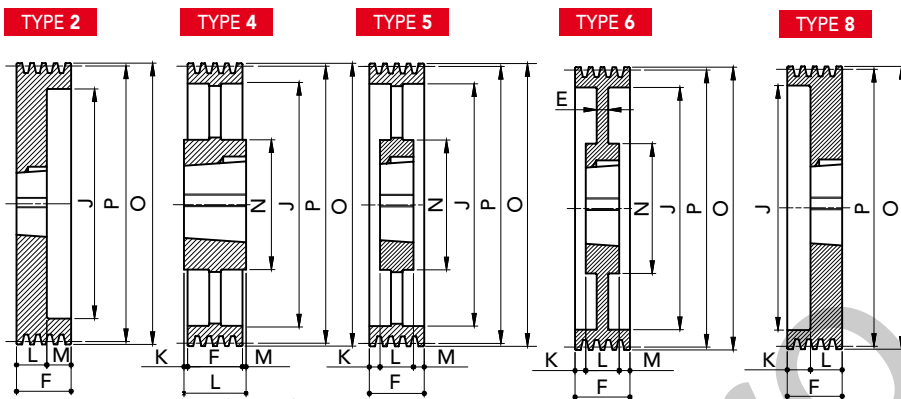




TAPER BUSHES

SPA/04 TYPE

We are engaged to respect shapes and dimensions shown on this sheet but, we reserve the right to make changes and modifications without notice.



PRODUCT CODE	PRODUCT MODEL	GROOVES	P	O	TYPE	BUSH	MAX BORE	E	F	J	K	L	M	N	WEIGHT (Kg)
91200954	SPA95-04	4	95	100,5	8	1615	42	-	65	63	27	38	-	-	1,5
91201004	SPA100-04	4	100	105,5	2	1615	42	-	65	66	-	38	27	-	1,75
91201064	SPA106-04	4	106	111,5	8	2012	50	-	65	72	33	32	-	-	1,66
91201124	SPA112-04	4	112	117,5	8	2012	50	-	65	78	33	32	-	-	1,9
91201184	SPA118-04	4	118	123,5	2	2012	50	-	65	84	-	32	33	-	2,22
91201254	SPA125-04	4	125	130,5	2	2012	50	-	65	91	-	32	33	-	2,63
91201324	SPA132-04	4	132	137,5	2	2517	60	-	65	98	-	45	20	-	2,79
91201404	SPA140-04	4	140	145,5	2	2517	60	-	65	106	-	45	20	-	3,35
91201504	SPA150-04	4	150	155,5	2	2517	60	-	65	116	-	45	20	-	4,05
91201604	SPA160-04	4	160	165,5	2	2517	60	-	65	125	-	45	20	-	4,9
91201704	SPA170-04	4	170	175,5	2	2517	60	-	65	135	-	45	20	-	5,75
91201804	SPA180-04	4	180	185,5	2	2517	60	-	65	146	-	45	20	-	6,65
91201904	SPA190-04	4	190	195,5	2	2517	60	-	65	156	-	45	20	-	7,55
91202004	SPA200-04	4	200	205,5	2	3020	75	-	65	165	-	51	14	-	8,1
91202124	SPA212-04	4	212	217,5	2	3020	75	-	65	177	-	51	14	-	9,55
91202244	SPA224-04	4	224	229,5	2	3020	75	-	65	189	-	51	14	-	11,06
91202364	SPA236-04	4	236	241,5	6	3020	75	20	56	202	-	51	14	159	9,85
91202504	SPA250-04	4	250	255,5	5	3020	75	-	65	215	7	51	7	159	9,95
91202804	SPA280-04	4	280	285,5	5	3020	75	-	65	245	7	51	7	159	11,4
91203004	SPA300-04	4	300	305,5	5	3020	75	-	65	265	7	51	7	159	12,25
91203154	SPA315-04	4	315	320,5	5	3020	75	-	65	280	7	51	7	159	12,95
91203354	SPA335-04	4	335	340,5	5	3020	75	-	65	300	7	51	7	159	13,5
91203554	SPA355-04	4	355	360,5	5	3020	75	-	65	320	7	51	7	159	14,48
91204004	SPA400-04	4	400	405,5	5	3020	75	-	65	365	7	51	7	159	16,42
91204504	SPA450-04	4	450	455,5	5	3020	75	-	65	415	7	51	7	159	19,45
91205004	SPA500-04	4	500	505,5	5	3020	75	-	65	465	7	51	7	159	21,9
91205604	SPA560-04	4	560	565,5	4	3535	90	-	65	525	12	89	12	175	28,5
91206304	SPA630-04	4	630	635,5	4	3535	90	-	65	595	12	89	12	175	32,55
91208004	SPA800-04	4	800	805,5	4	3535	90	/	65	765	12	89	12	175	45,05

MATERIAL CAST-IRON

CAD drawings available on our site

Quantity, availability and prices



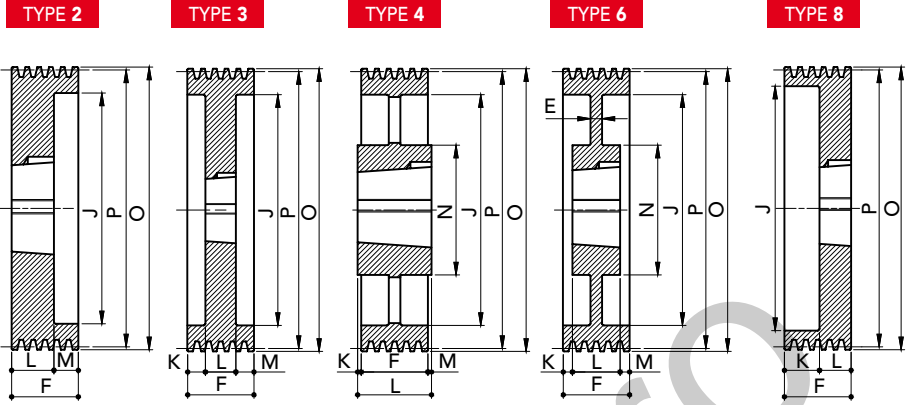


V-BELT PULLEYS for TAPER BUSHES

TAPER BUSHES

SPA/05 TYPE

We are engaged to respect shapes and dimensions shown on this sheet but, we reserve the right to make changes and modifications without notice.



PRODUCT CODE	PRODUCT MODEL	GROOVES	P	O	TYPE	BUSH	MAX BORE	E	F	J	K	L	M	N	WEIGHT (Kg)
91201005	SPA100-05	5	100	105,5	2	1615	42	-	80	66	-	38	42	-	2,06

MATERIAL **CAST-IRON**

CAD drawings available on our site

Quantity, availability and prices



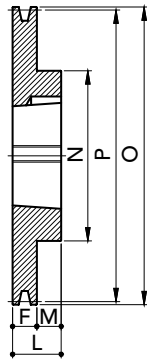


TAPER BUSHES

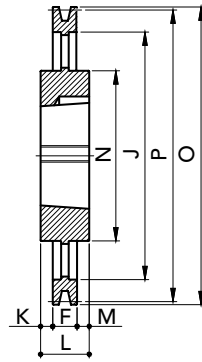
SPB/01 TYPE

We are engaged to respect shapes and dimensions shown on this sheet but, we reserve the right to make changes and modifications without notice.

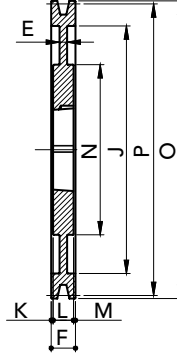
TYPE 1



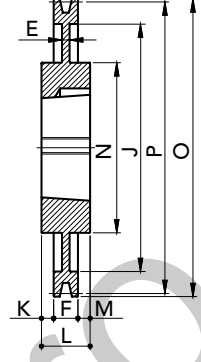
TYPE 4



TYPE 6



TYPE 7



V-BELT PULLEYS for TAPER BUSHES

PRODUCT CODE	PRODUCT MODEL	GROOVES	P	O	TYPE	BUSH	MAX BORE	E	F	J	K	L	M	N	WEIGHT (Kg)
91301001	SPB100-01	1	100	107	1	1610	42	-	25	-	-	25	-	-	0,76
91301061	SPB106-01	1	106	113	1	1610	42	-	25	-	-	25	-	-	0,9
91301121	SPB112-01	1	112	119	1	1610	42	-	25	-	-	25	-	-	1,1
91301181	SPB118-01	1	118	125	1	1610	42	-	25	-	-	25	-	-	1,25
91301251	SPB125-01	1	125	132	1	1610	42	-	25	-	-	25	-	-	1,5
91301321	SPB132-01	1	132	139	1	1610	42	-	25	-	-	25	-	-	1,7
91301401	SPB140-01	1	140	147	1	1610	42	-	25	-	-	25	-	-	2
91301501	SPB150-01	1	150	157	1	1610	42	-	25	-	-	25	-	-	2,4
91301601	SPB160-01	1	160	167	1	1610	42	-	25	-	-	25	-	-	2,8
91301701	SPB170-01	1	170	177	1	1610	42	-	25	-	-	25	-	-	3,2
91301801	SPB180-01	1	180	187	6	1610	42	12	25	132	-	25	-	90	3,03
91301901	SPB190-01	1	190	197	7	2012	50	12	25	147	3,5	32	3,5	104	3,45
91302001	SPB200-01	1	200	207	4	2012	50	-	25	157	3,5	32	3,5	104	3,52
91302121	SPB212-01	1	212	219	4	2012	50	-	25	169	3,5	32	3,5	104	3,75
91302241	SPB224-01	1	224	231	4	2012	50	-	25	181	3,5	32	3,5	104	4
91302361	SPB236-01	1	236	243	4	2012	50	-	25	193	3,5	32	3,5	104	4,1
91302501	SPB250-01	1	250	257	4	2012	50	-	25	207	3,5	32	3,5	104	4,45
91302801	SPB280-01	1	280	287	4	2012	50	-	25	237	3,5	32	3,5	104	5,17
91303001	SPB300-01	1	300	307	4	2012	50	-	25	258	3,5	32	3,5	104	5,45
91303151	SPB315-01	1	315	322	4	2012	50	-	25	272	3,5	32	3,5	104	6,05

MATERIAL CAST-IRON

CAD drawings available on our site

Quantity, availability and prices

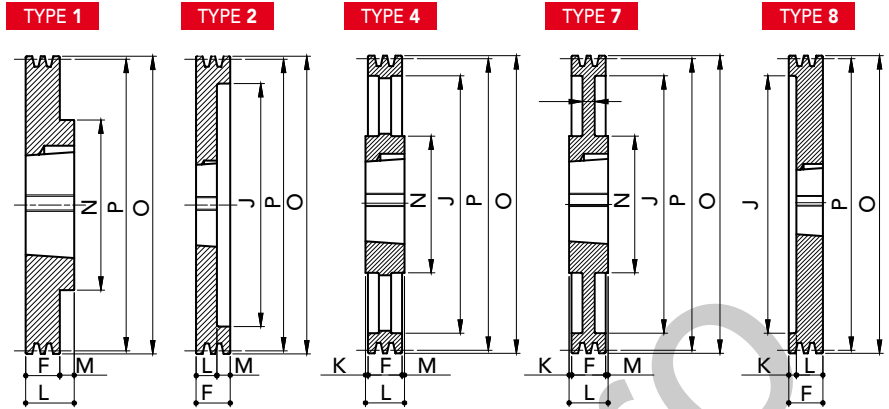




TAPER BUSHES

SPB/02 TYPE

We are engaged to respect shapes and dimensions shown on this sheet but, we reserve the right to make changes and modifications without notice.



PRODUCT CODE	PRODUCT MODEL	GROOVES	P	O	TYPE	BUSH	MAX BORE	E	F	J	K	L	M	N	WEIGHT (Kg)
91301002	SPB100-02	2	100	107	8	1610	42	-	44	62	19	25	-	-	1,16
91301062	SPB106-02	2	106	113	8	1610	42	-	44	67	19	25	-	-	1,35
91301122	SPB112-02	2	112	119	8	1610	42	-	44	72	19	25	-	-	1,6
91301182	SPB118-02	2	118	125	2	1610	42	-	44	78	-	25	19	-	1,83
91301252	SPB125-02	2	125	132	2	2012	50	-	44	82	-	32	12	-	2,2
91301322	SPB132-02	2	132	139	2	2012	50	-	44	89	-	32	12	-	2,33
91301402	SPB140-02	2	140	147	2	2012	50	-	44	97	-	32	12	-	2,71
91301502	SPB150-02	2	150	157	2	2012	50	-	44	107	-	32	12	-	3,25
91301602	SPB160-02	2	160	167	2	2012	50	-	44	117	-	32	12	-	3,8
91301702	SPB170-02	2	170	177	2	2012	50	-	44	127	-	32	12	-	4,4
91301802	SPB180-02	2	180	187	1	2517	60	-	44	-	-	45	1	120	5,45
91301902	SPB190-02	2	190	197	1	2517	60	-	44	-	-	45	1	120	6,3
91302002	SPB200-02	2	200	207	1	2517	60	-	44	-	-	45	1	117	7,3
91302122	SPB212-02	2	212	219	7	2517	60	15	44	169	-	45	1	117	6,05
91302242	SPB224-02	2	224	231	4	2517	60	-	44	181	-	45	1	117	5,84
91302362	SPB236-02	2	236	243	4	2517	60	-	44	193	-	45	1	117	6,28
91302502	SPB250-02	2	250	257	4	2517	60	-	44	207	-	45	1	125	7
91302802	SPB280-02	2	280	287	4	2517	60	-	44	237	-	45	1	125	8,06
91303002	SPB300-02	2	300	307	4	2517	60	-	44	257	-	45	1	125	8,67
91303152	SPB315-02	2	315	322	4	2517	60	-	44	272	-	45	1	125	9,15
91303352	SPB335-02	2	335	342	4	2517	60	-	44	292	-	45	1	125	9,82
91303552	SPB355-02	2	355	362	4	3020	75	-	44	312	3,5	51	3,5	144	10,98
91304002	SPB400-02	2	400	407	4	3020	75	-	44	357	3,5	51	3,5	150	13,6
91304502	SPB450-02	2	450	457	4	3020	75	-	44	407	3,5	51	3,5	150	15,2
91305002	SPB500-02	2	500	507	4	3020	75	-	44	457	3,5	51	3,5	150	17,14
91305602	SPB560-02	2	560	567	4	3030	75	-	44	517	4	76	28	150	21,55

MATERIAL CAST-IRON

CAD drawings available on our site

Quantity, availability and prices



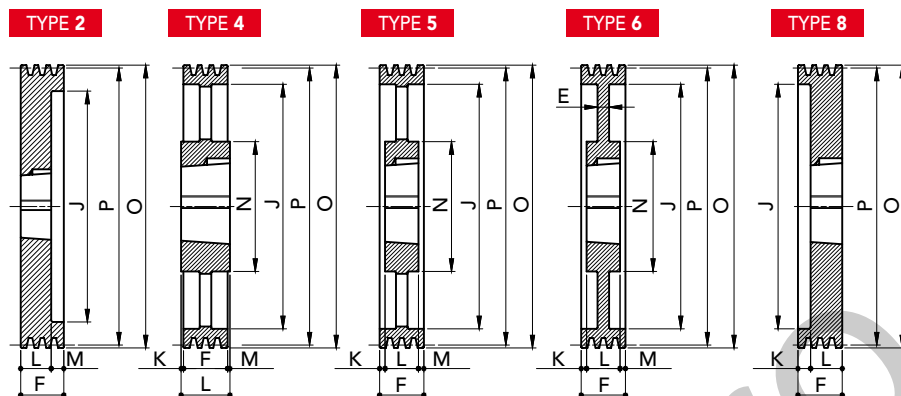


V-BELT PULLEYS for TAPER BUSHES

TAPER BUSHES

SPB/03 TYPE

We are engaged to respect shapes and dimensions shown on this sheet but, we reserve the right to make changes and modifications without notice.



V-BELT PULLEYS for TAPER BUSHES

PRODUCT CODE	PRODUCT MODEL	GROOVES	P	O	TYPE	BUSH	MAX BORE	E	F	J	K	L	M	N	WEIGHT (Kg)
91301063	SPB106-03	3	106	113	8	1610	42	-	63	67	38	25	-	-	1,8
91301123	SPB112-03	3	112	119	8	1610	42	-	63	72	38	25	-	-	2,08
91301183	SPB118-03	3	118	125	2	1610	42	-	63	78	-	25	38	-	2,35
91301253	SPB125-03	3	125	132	2	2012	50	-	63	82	-	32	31	-	2,6
91301323	SPB132-03	3	132	139	2	2012	50	-	63	89	-	32	31	-	3
91301403	SPB140-03	3	140	147	2	2012	50	-	63	97	-	32	31	-	3,45
91301503	SPB150-03	3	150	157	2	2517	60	-	63	107	-	45	18	-	3,9
91301603	SPB160-03	3	160	167	2	2517	60	-	63	117	-	45	18	-	4,72
91301703	SPB170-03	3	170	177	2	2517	60	-	63	127	-	45	18	-	5,55
91301803	SPB180-03	3	180	187	2	2517	60	-	63	137	-	45	18	-	6,42
91301903	SPB190-03	3	190	197	2	2517	60	-	63	147	-	45	18	-	7,37
91302003	SPB200-03	3	200	207	2	2517	60	-	63	157	-	45	18	-	8,55
91302123	SPB212-03	3	212	219	6	2517	60	15	63	169	-	45	18	117	7,37
91302243	SPB224-03	3	224	231	5	2517	60	-	63	181	-	45	18	117	7,47
91302363	SPB236-03	3	236	243	5	2517	60	-	63	193	-	45	18	117	7,95
91302503	SPB250-03	3	250	257	5	3020	75	-	63	207	-	51	12	144	9,53
91302803	SPB280-03	3	280	287	5	3020	75	-	63	237	6	51	6	144	10,86
91303003	SPB300-03	3	300	307	5	3020	75	-	63	257	6	51	6	144	11,45
91303153	SPB315-03	3	315	322	5	3020	75	-	63	272	6	51	6	144	12,25
91303353	SPB335-03	3	335	342	5	3020	75	-	63	292	6	51	6	144	12,75
91303553	SPB355-03	3	355	362	5	3020	75	-	63	312	6	51	6	144	14,85
91304003	SPB400-03	3	400	407	4	3535	90	-	63	357	13	89	13	175	20,95
91304503	SPB450-03	3	450	457	4	3535	90	-	63	407	-	89	26	175	24,5
91305003	SPB500-03	3	500	507	4	3535	90	-	63	457	-	89	26	175	27,5
91305603	SPB560-03	3	560	567	4	3535	90	-	63	517	-	89	26	175	29,32
91306303	SPB630-03	3	630	637	4	3535	90	-	63	587	-	89	26	175	35,1
91307103	SPB710-03	3	710	717	4	3535	90	-	63	664	13	89	13	175	42,3
91308003	SPB800-03	3	800	807	4	3535	90	-	63	754	13	89	13	175	48,75
91309003	SPB900-03	3	900	907	4	3535	90	-	63	854	13	89	13	175	55,5
91310003	SPB1000-03	3	1000	1007	4	4040	100	-	63	954	19,5	102	19,5	210	76,4
91312503	SPB1250-03	3	1250	1257	4	4040	100	-	63	1204	19,5	102	19,5	210	102

MATERIAL CAST-IRON

CAD drawings available on our site

Quantity, availability and prices

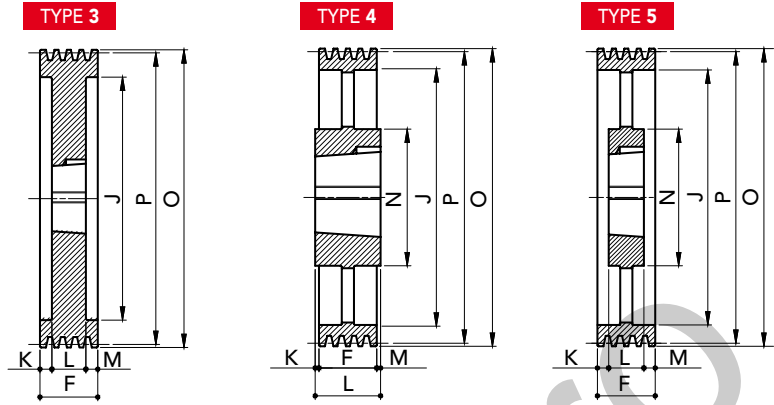




TAPER BUSHES

SPB/04 TYPE

We are engaged to respect shapes and dimensions shown on this sheet but, we reserve the right to make changes and modifications without notice.



PRODUCT CODE	PRODUCT MODEL	GROOVES	P	O	TYPE	BUSH	MAX BORE	E	F	J	K	L	M	N	WEIGHT (Kg)
91301254	SPB125-04	4	125	132	3	2012	50	-	82	82	25	32	25	-	3,27
91301324	SPB132-04	4	132	139	3	2012	50	-	82	89	25	32	25	-	3,65
91301404	SPB140-04	4	140	147	3	2517	60	-	82	100	18,5	45	18,5	-	3,76
91301504	SPB150-04	4	150	157	3	2517	60	-	82	107	18,5	45	18,5	-	4,7
91301604	SPB160-04	4	160	167	3	2517	60	-	82	117	18,5	45	18,5	-	5,55
91301704	SPB170-04	4	170	177	3	2517	60	-	82	127	18,5	45	18,5	-	6,48
91301804	SPB180-04	4	180	187	3	2517	60	-	82	137	18,5	45	18,5	-	7,4
91301904	SPB190-04	4	190	197	3	2517	60	-	82	147	18,5	45	18,5	-	8,4
91302004	SPB200-04	4	200	207	3	3020	75	-	82	157	15,5	51	15,5	-	9,14
91302124	SPB212-04	4	212	219	3	3020	75	-	82	169	15,5	51	15,5	-	10,6
91302244	SPB224-04	4	224	231	3	3020	75	-	82	181	15,5	51	15,5	-	12,1
91302364	SPB236-04	4	236	243	3	3020	75	-	82	193	15,5	51	15,5	-	13,8
91302504	SPB250-04	4	250	257	5	3020	75	-	82	207	15,5	51	15,5	144	11,2
91302804	SPB280-04	4	280	287	5	3020	75	-	82	237	15,5	51	15,5	144	12,95
91303004	SPB300-04	4	300	307	4	3535	90	-	82	257	-	89	7	175	18,25
91303154	SPB315-04	4	315	322	4	3535	90	-	82	272	3,5	89	3,5	175	19,25
91303354	SPB335-04	4	335	342	4	3535	90	-	82	292	3,5	89	3,5	175	20,75
91303554	SPB355-04	4	355	362	4	3535	90	-	82	312	3,5	89	3,5	175	21,62
91303754	SPB375-04	4	375	382	4	3535	90	-	82	332	3,5	89	3,5	175	23,05
91304004	SPB400-04	4	400	407	4	3535	90	-	82	357	3,5	89	3,5	175	24,76
91304504	SPB450-04	4	450	457	4	3535	90	-	82	407	-	89	7	175	27,83
91305004	SPB500-04	4	500	507	4	3535	90	-	82	457	-	89	7	175	30,84
91305604	SPB560-04	4	560	567	4	3535	90	-	82	517	-	89	7	175	36,05
91306304	SPB630-04	4	630	637	4	3535	90	-	82	587	-	89	7	175	40,12
91307104	SPB710-04	4	710	717	4	3535	90	-	82	664	3,5	89	3,5	175	47,5
91308004	SPB800-04	4	800	807	4	4040	100	-	82	754	10	102	10	210	63,4
91309004	SPB900-04	4	900	907	4	4040	100	-	82	854	10	102	10	210	75
91310004	SPB1000-04	4	1000	1007	4	4040	100	-	82	954	10	102	10	210	86,15
91312504	SPB1250-04	4	1250	1257	4	4545	110	/	82	1204	16	114	16	242	116

MATERIAL CAST-IRON

CAD drawings available on our site

Quantity, availability and prices

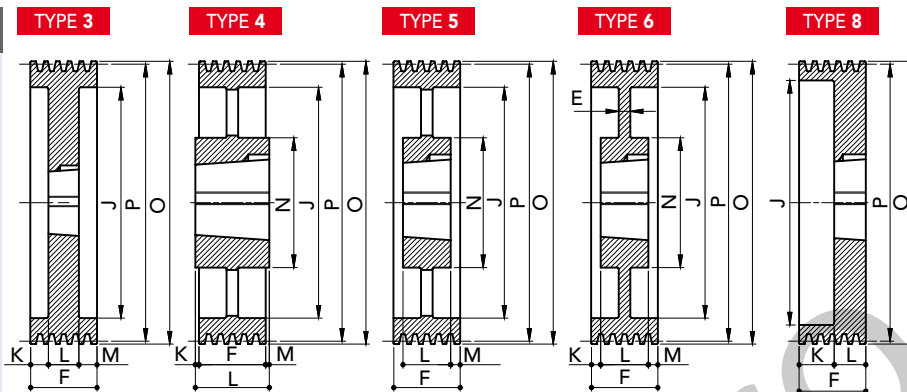




TAPER BUSHES

SPB/05 TYPE

We are engaged to respect shapes and dimensions shown on this sheet but, we reserve the right to make changes and modifications without notice.



V-BELT PULLEYS for TAPER BUSHES

PRODUCT CODE	PRODUCT MODEL	GROOVES	P	O	TYPE	BUSH	MAX BORE	E	F	J	K	L	M	N	WEIGHT (Kg)
91301255	SPB125-05	5	125	132	8	2012	50	-	101	87	69	32	-	-	3,55
91301325	SPB132-05	5	132	139	8	2517	60	-	101	94	56	45	-	-	3,65
91301405	SPB140-05	5	140	147	3	2517	60	-	101	97	28	45	28	-	4,6
91301505	SPB150-05	5	150	157	3	2517	60	-	101	107	28	45	28	-	5,5
91301605	SPB160-05	5	160	167	3	2517	60	-	101	117	28	45	28	-	6,45
91301705	SPB170-05	5	170	177	3	3020	75	-	101	127	25	51	25	-	6,53
91301805	SPB180-05	5	180	187	3	3020	75	-	101	137	25	51	25	-	7,55
91301905	SPB190-05	5	190	197	3	3020	75	-	101	147	25	51	25	-	8,81
91302005	SPB200-05	5	200	207	3	3020	75	-	101	157	25	51	25	-	10,25
91302125	SPB212-05	5	212	219	3	3020	75	-	101	169	25	51	25	-	11,8
91302245	SPB224-05	5	224	231	3	3020	75	-	101	181	25	51	25	-	13,5
91302365	SPB236-05	5	236	243	3	3535	90	-	101	193	6	89	6	-	19,08
91302505	SPB250-05	5	250	257	3	3535	90	-	101	207	6	89	6	-	20,32
91302805	SPB280-05	5	280	287	6	3535	90	25	101	237	6	89	6	175	20,9
91303005	SPB300-05	5	300	307	5	3535	90	-	101	257	6	89	6	175	19,45
91303155	SPB315-05	5	315	322	5	3535	90	-	101	272	6	89	6	175	20,2
91303355	SPB335-05	5	335	342	5	3535	90	-	101	292	6	89	6	175	22,7
91303555	SPB355-05	5	355	362	5	3535	90	-	101	312	6	89	6	175	24,3
91304005	SPB400-05	5	400	407	5	3535	90	-	101	357	6	89	6	175	27,78
91304505	SPB450-05	5	450	457	5	3535	90	-	101	407	-	89	12	175	31,35
91305005	SPB500-05	5	500	507	5	3535	90	-	101	457	-	89	12	175	35,15
91305605	SPB560-05	5	560	567	4	4040	100	-	101	517	-	102	1	210	45,3
91306305	SPB630-05	5	630	637	4	4040	100	-	101	587	-	102	1	210	50,15
91307105	SPB710-05	5	710	717	4	4040	100	-	101	664	-	102	1	210	60,2
91308005	SPB800-05	5	800	807	4	4040	100	-	101	754	-	102	1	210	68
91310005	SPB1000-05	5	1000	1007	4	4545	110	-	101	954	6,5	114	6,5	242	99,75
91312505	SPB1250-05	5	1250	1257	4	4545	110	-	101	1204	6,5	114	6,5	242	133,2

MATERIAL CAST-IRON

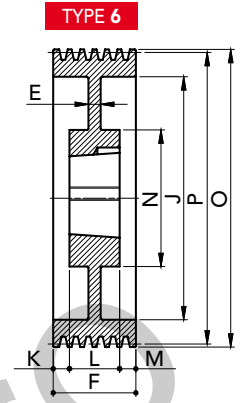
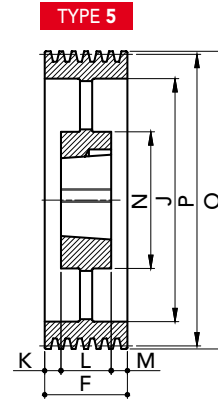
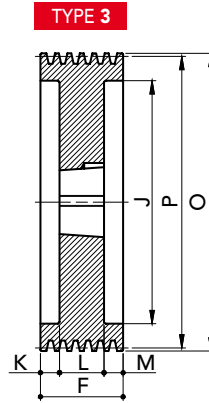
CAD drawings available on our site

Quantity, availability and prices




TAPER BUSHES
SPB/06 TYPE

We are engaged to respect shapes and dimensions shown on this sheet but, we reserve the right to make changes and modifications without notice.



PRODUCT CODE	PRODUCT MODEL	GROOVES	P	O	TYPE	BUSH	MAX BORE	E	F	J	K	L	M	N	WEIGHT (Kg)
91301406	SPB140-06	6	140	147	3	2517	60	-	120	100	37,5	45	37,5	-	5,1
91301506	SPB150-06	6	150	157	3	2517	60	-	120	107	37,5	45	37,5	-	6,25
91301606	SPB160-06	6	160	167	3	3020	75	-	120	119	34,5	51	34,5	-	6,18
91301706	SPB170-06	6	170	177	3	3020	75	-	120	127	34,5	51	34,5	-	7,35
91301806	SPB180-06	6	180	187	3	3020	75	-	120	137	34,5	51	34,5	-	8,57
91301906	SPB190-06	6	190	197	3	3020	75	-	120	147	34,5	51	34,5	-	9,75
91302006	SPB200-06	6	200	207	3	3020	75	-	120	157	34,5	51	34,5	-	11,46
91302126	SPB212-06	6	212	219	3	3535	90	-	120	169	15,5	89	15,5	-	14,95
91302246	SPB224-06	6	224	231	3	3535	90	-	120	181	15,5	89	15,5	-	17,57
91302366	SPB236-06	6	236	243	3	3535	90	-	120	193	15,5	89	15,5	-	20,25
91302506	SPB250-06	6	250	257	3	3535	90	-	120	207	15,5	89	15,5	-	23,74
91302806	SPB280-06	6	280	287	6	3535	90	25	120	237	15,5	89	15,5	175	22,52
91303006	SPB300-06	6	300	307	5	3535	90	-	120	257	15,5	89	15,5	175	22,35
91303156	SPB315-06	6	315	322	5	3535	90	-	120	272	15,5	89	15,5	175	23,55
91303356	SPB335-06	6	335	342	5	3535	90	-	120	292	15,5	89	15,5	175	25,05
91303556	SPB355-06	6	355	362	5	3535	90	-	120	312	15,5	89	15,5	175	26,08
91304006	SPB400-06	6	400	407	5	3535	90	-	120	357	15,5	89	15,5	175	29,85
91304506	SPB450-06	6	450	457	5	4040	100	-	120	407	/	102	18	210	39,3
91305006	SPB500-06	6	500	507	5	4040	100	-	120	457	/	102	18	210	43,43
91305606	SPB560-06	6	560	567	5	4040	100	-	120	517	/	102	18	210	48,55
91306306	SPB630-06	6	630	637	5	4040	100	-	120	587	/	102	18	210	54,7
91307106	SPB710-06	6	710	717	5	4040	100	-	120	664	9	102	9	210	65,98
91308006	SPB800-06	6	800	807	5	4545	110	-	120	754	3	114	3	242	77,52
91310006	SPB1000-06	6	1000	1007	5	4545	110	-	120	954	3	114	3	242	111
91312506	SPB1250-06	6	1250	1257	5	4545	110	-	120	1204	3	114	3	242	144

 MATERIAL **CAST-IRON**

CAD drawings available on our site

Quantity, availability and prices

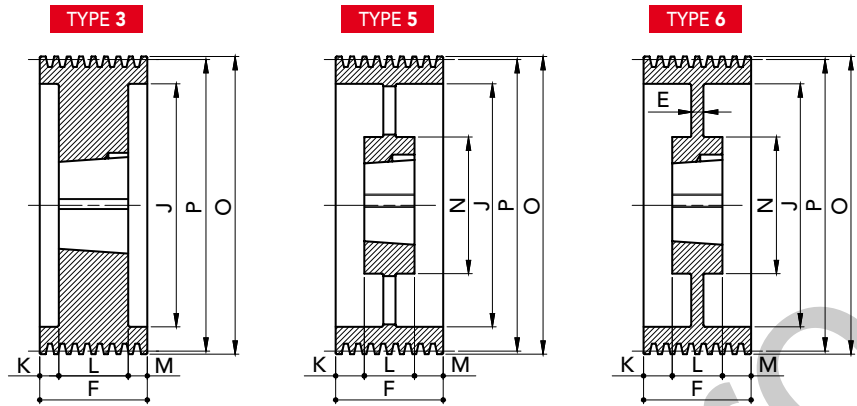




TAPER BUSHES

SPB/08 TYPE

We are engaged to respect shapes and dimensions shown on this sheet but, we reserve the right to make changes and modifications without notice.



PRODUCT CODE	PRODUCT MODEL	GROOVES	P	O	TYPE	BUSH	MAX BORE	E	F	J	K	L	M	N	WEIGHT (Kg)
91301408	SPB140-08	6	140	147	3	2517	60	-	158	97	56,5	45	56,5	-	6,78
91301608	SPB160-08	6	160	167	3	3020	60	-	158	118	53,5	51	53,5	-	7,85
91301808	SPB180-08	8	180	187	3	3030	75	-	158	137	41	76	41	-	12
91301908	SPB190-08	8	190	197	3	3030	75	-	158	147	41	76	41	-	13,55
91302008	SPB200-08	8	200	207	3	3535	75	-	158	157	34,5	89	34,5	-	14,6
91302128	SPB212-08	8	212	219	3	3535	75	-	158	169	34,5	89	34,5	-	17,02
91302248	SPB224-08	8	224	231	3	3535	75	-	158	181	34,5	89	34,5	-	20,16
91302368	SPB236-08	8	236	243	3	3535	90	-	158	193	34,5	89	34,5	-	22,9
91302508	SPB250-08	8	250	257	3	3535	90	-	158	207	34,5	89	34,5	-	26,69
91302808	SPB280-08	8	280	287	6	3535	90	25	158	237	34,5	89	34,5	175	25,87
91303008	SPB300-08	8	300	307	6	3535	90	25	158	257	34,5	89	34,5	175	28,55
91303158	SPB315-08	8	315	322	5	3535	90	-	158	272	34,5	89	34,5	175	28,35
91303358	SPB335-08	8	335	342	5	3535	90	-	158	292	34,5	89	34,5	175	31,1
91303558	SPB355-08	8	355	362	5	3535	90	-	158	312	34,5	89	34,5	175	31,4
91304008	SPB400-08	8	400	407	5	4040	100	-	158	357	28	102	28	210	41,5
91304508	SPB450-08	8	450	457	5	4040	100	-	158	407	28	102	28	210	46,75
91305008	SPB500-08	8	500	507	5	4040	100	-	158	457	28	102	28	210	52,35
91305608	SPB560-08	8	560	567	5	4545	110	-	158	517	22	114	22	242	65,7
91306308	SPB630-08	8	630	637	5	4545	110	-	158	587	22	114	22	242	72,06
91307108	SPB710-08	8	710	717	5	4545	110	-	158	664	22	114	22	242	83
91308008	SPB800-08	8	800	807	5	4545	110	-	158	754	22	114	22	242	97,56
91310008	SPB1000-08	8	1000	1007	5	5050	125	-	158	954	15,5	127	15,5	267	130
91312508	SPB1250-08	8	1250	1257	5	5050	125	-	158	1204	15,5	127	15,5	267	161,4

V-BELT PULLEYS for TAPER BUSHES

MATERIAL CAST-IRON

CAD drawings available on our site

Quantity, availability and prices

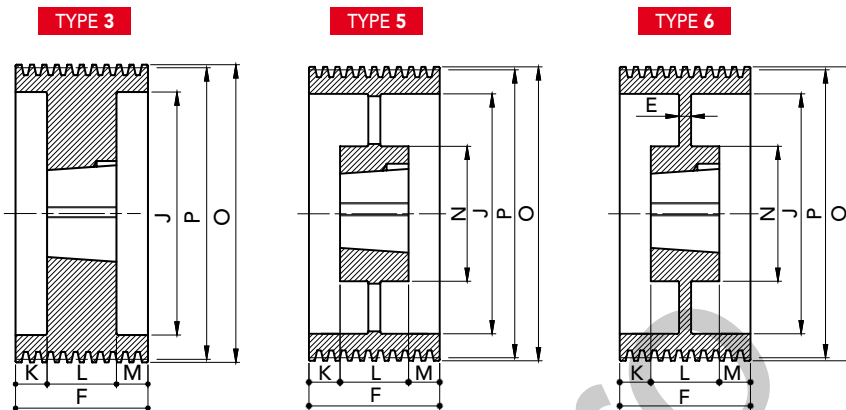




TAPER BUSHES

SPB/10 TYPE

We are engaged to respect shapes and dimensions shown on this sheet but, we reserve the right to make changes and modifications without notice.



PRODUCT CODE	PRODUCT MODEL	GROOVES	P	O	TYPE	BUSH	MAX BORE	E	F	J	K	L	M	N	WEIGHT (Kg)
91302210	SPB224-10	10	224	231	3	3535	90	-	196	181	53,5	89	53,5	-	23,1
91303510	SPB355-10	10	355	362	5	4040	100	-	196	312	47	102	47	210	43
91307010	SPB710-10	10	710	717	5	4545	110	-	196	664	41	114	41	242	95,7
91308010	SPB800-10	10	800	807	5	4545	110	-	196	754	41	114	41	242	112
91310010	SPB1000-10	10	1000	1007	5	5050	125	-	196	954	34,5	127	34,5	267	150
91312510	SPB1250-10	10	1250	1257	5	5050	125	-	196	1204	34,5	127	34,5	267	201

MATERIAL **CAST-IRON**

CAD drawings available on our site

Quantity, availability and prices



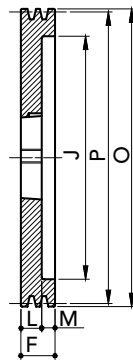


TAPER BUSHES

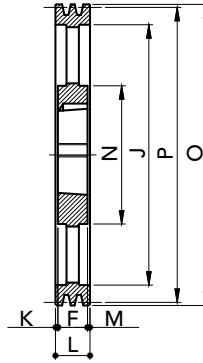
SPC/02 TYPE

We are engaged to respect shapes and dimensions shown on this sheet but, we reserve the right to make changes and modifications without notice.

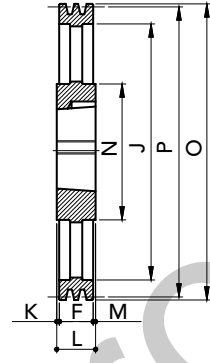
TYPE 2



TYPE 5



TYPE 4



PRODUCT CODE	PRODUCT MODEL	GROOVES	P	O	TYPE	BUSH	MAX BORE	E	F	J	K	L	M	N	WEIGHT (Kg)
91402002	SPC200-02	2	200	209,6	2	2517	60	-	59,5	144	-	45	14,5	-	8,23
91402242	SPC224-02	2	224	233,6	2	3020	75	-	59,5	168	-	51	8,5	-	10,3
91402502	SPC250-02	2	250	259,6	2	3020	75	-	59,5	194	-	51	8,5	-	13,75
91402802	SPC280-02	2	280	289,6	2	3020	75	-	59,5	224	-	51	8,5	-	21,26
91403002	SPC300-02	2	300	309,6	5	3020	75	-	59,5	244	4,25	51	4,25	144	12,9
91403152	SPC315-02	2	315	324,6	5	3020	75	-	59,5	259	4,25	51	4,25	144	13,5
91403352	SPC335-02	2	335	344,6	5	3020	75	-	59,5	279	4,25	51	4,25	144	15,42
91403552	SPC355-02	2	355	364,6	4	3535	90	-	59,5	299	14,75	89	14,75	175	23,00
91404002	SPC400-02	2	400	409,6	4	3535	90	-	59,5	344	14,75	89	14,75	175	25,00
91404502	SPC450-02	2	450	459,6	4	3535	90	-	59,5	394	14,75	89	14,75	175	27,00

V-BELT PULLEYS for TAPER BUSHES

MATERIAL CAST-IRON

CAD drawings available on our site

Quantity, availability and prices



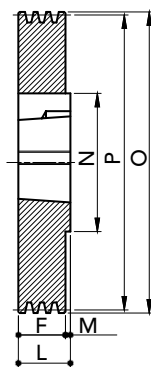


TAPER BUSHES

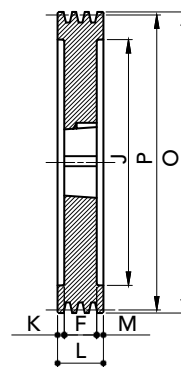
SPC/03 TYPE

We are engaged to respect shapes and dimensions shown on this sheet but, we reserve the right to make changes and modifications without notice.

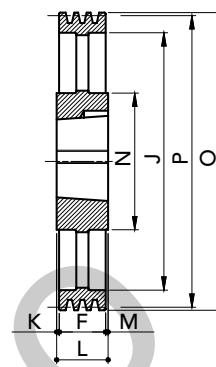
TYPE 1



TYPE 3



TYPE 4



PRODUCT CODE	PRODUCT MODEL	GROOVES	P	O	TYPE	BUSH	MAX BORE	E	F	J	K	L	M	N	WEIGHT (Kg)
91401803	SPC180-03	3	180	189,6	3	2517	60	-	85	124	20	45	20	-	7,94
91402003	SPC200-03	3	200	209,6	3	2517	60	-	85	144	20	45	20	-	10,06
91402243	SPC224-03	3	224	233,6	3	3020	75	-	85	168	17	51	17	-	12,35
91402503	SPC250-03	3	250	259,6	3	3020	75	-	85	194	17	51	17	-	16,15
91402803	SPC280-03	3	280	289,6	1	3535	90	-	85	-	-	89	4	175	27,05
91403003	SPC300-03	3	300	309,6	4	3535	90	-	85	244	2	89	2	175	20,63
91403153	SPC315-03	3	315	324,6	4	3535	90	-	85	259	2	89	2	175	21,91
91403353	SPC335-03	3	335	344,6	4	3535	90	-	85	279	2	89	2	175	23,65
91403553	SPC355-03	3	355	364,6	4	3535	90	-	85	299	2	89	2	175	24,2
91404003	SPC400-03	3	400	409,6	4	3535	90	-	85	344	2	89	2	175	27,63
91404503	SPC450-03	3	450	459,6	4	3535	90	-	85	394	2	89	2	175	31,6
91405003	SPC500-03	3	500	509,6	4	3535	90	-	85	444	2	89	2	175	36,3
91405603	SPC560-03	3	560	569,6	4	3535	90	-	85	504	2	89	2	175	40,12
91406303	SPC630-03	3	630	639,6	4	4040	100	-	85	574	8,5	102	8,5	210	51,45
91408003	SPC800-03	3	800	809,6	4	4545	110	-	85	737	14,5	114	14,5	242	79
91410003	SPC1000-03	3	1000	1009,6	4	5050	125	-	85	937	21	127	21	267	120,5
91412503	SPC1250-03	3	1250	1259,6	4	5050	125	-	85	1187	21	127	21	267	136

MATERIAL CAST-IRON

CAD drawings available on our site

Quantity, availability and prices

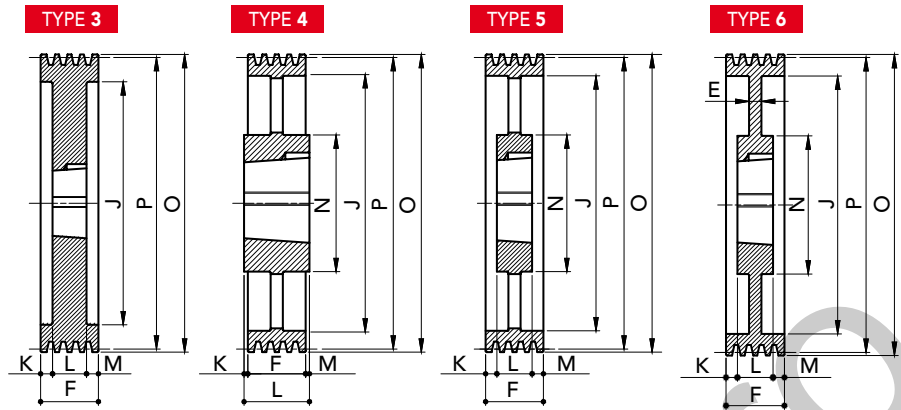




TAPER BUSHES

SPC/04 TYPE

We are engaged to respect shapes and dimensions shown on this sheet but, we reserve the right to make changes and modifications without notice.



V-BELT PULLEYS for TAPER BUSHES

PRODUCT CODE	PRODUCT MODEL	GROOVES	P	O	TYPE	BUSH	MAX BORE	E	F	J	K	L	M	N	WEIGHT (Kg)
91401804	SPC180-04	4	180	189,6	3	3020	75	-	111	124	30	51	30	-	8,65
91402004	SPC200-04	4	200	209,6	3	3020	75	-	111	144	30	51	30	-	11,15
91402244	SPC224-04	4	224	233,6	3	3535	90	-	111	168	11	89	11	-	16,3
91402504	SPC250-04	4	250	259,6	3	3535	90	-	111	194	11	89	11	-	22
91402804	SPC280-04	4	280	289,6	6	3535	90	18	111	224	11	89	11	175	22,51
91403004	SPC300-04	4	300	309,6	6	3535	90	20	111	244	11	89	11	175	24,6
91403154	SPC315-04	4	315	324,6	5	3535	90	-	111	259	11	89	11	175	24,73
91403354	SPC335-04	4	335	344,6	5	3535	90	-	111	279	11	89	11	175	27,45
91403554	SPC355-04	4	355	364,6	5	3535	90	-	111	299	11	89	11	175	29,5
91404004	SPC400-04	4	400	409,6	5	3535	90	-	111	344	11	89	11	175	33,27
91404504	SPC450-04	4	450	459,6	5	3535	90	-	111	394	11	89	11	175	36,8
91405004	SPC500-04	4	500	509,6	5	3535	90	-	111	444	11	89	11	175	42,6
91405604	SPC560-04	4	560	569,6	5	4040	100	-	111	504	4,5	102	4,5	210	53,15
91406304	SPC630-04	4	630	639,6	4	4545	110	-	111	574	1,5	114	1,5	242	68,2
91407104	SPC710-04	4	710	719,6	4	5050	125	-	111	654	8	127	8	267	86,16
91408004	SPC800-04	4	800	809,6	4	5050	125	-	111	737	8	127	8	267	97,15
91410004	SPC1000-04	4	1000	1009,6	4	5050	125	-	111	937	8	127	8	267	125
91412504	SPC1250-04	4	1250	1259,6	4	5050	125	-	111	1187	8	127	8	267	166

MATERIAL CAST-IRON

CAD drawings available on our site

Quantity, availability and prices

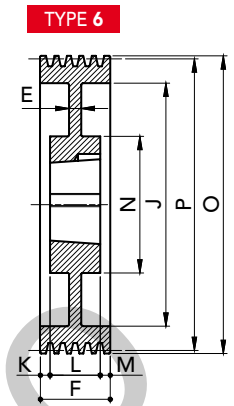
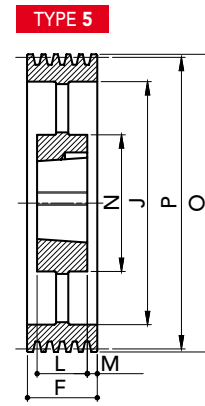
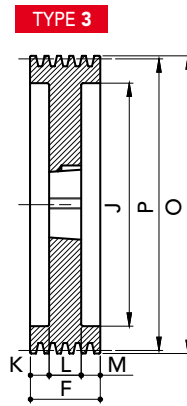




TAPER BUSHES

SPC/05 TYPE

We are engaged to respect shapes and dimensions shown on this sheet but, we reserve the right to make changes and modifications without notice.



PRODUCT CODE	PRODUCT MODEL	GROOVES	P	O	TYPE	BUSH	MAX BORE	E	F	J	K	L	M	N	WEIGHT (Kg)
91401805	SPC180-05	5	180	189,6	3	3020	75	-	136	124	42,5	51	42,5	-	9,2
91402005	SPC200-05	5	200	209,6	3	3535	90	-	136	144	23,5	89	23,5	-	13,07
91402245	SPC224-05	5	224	233,6	3	3535	90	-	136	168	23,5	89	23,5	-	18,3
91402505	SPC250-05	5	250	259,6	3	3535	90	-	136	194	23,5	89	23,5	-	24,55
91402805	SPC280-05	5	280	289,6	3	3535	90	-	136	224	23,5	89	23,5	-	32,81
91403005	SPC300-05	5	300	309,6	6	3535	90	20	136	244	23,5	89	23,5	175	29,8
91403155	SPC315-05	5	315	324,6	5	3535	90	-	136	259	23,5	89	23,5	210	28,21
91403355	SPC335-05	5	335	344,6	5	3535	90	-	136	279	23,5	89	23,5	210	30,7
91403555	SPC355-05	5	355	364,6	5	3535	90	-	136	299	23,5	89	23,5	242	33,12
91404005	SPC400-05	5	400	409,6	5	3535	90	-	136	344	23,5	89	23,5	267	37,4
91404505	SPC450-05	5	450	459,6	5	4040	100	-	136	394	17	102	17	267	48,1
91405005	SPC500-05	5	500	509,6	5	4040	100	-	136	444	17	102	17	267	54
91405605	SPC560-05	5	560	569,6	5	4545	110	-	136	504	11	114	11	267	66,77
91406305	SPC630-05	5	630	639,6	5	5050	125	-	136	574	4,5	127	4,5	267	82
91407105	SPC710-05	5	710	719,6	5	5050	125	-	136	654	4,5	127	4,5	267	93,2
91408005	SPC800-05	5	800	809,6	5	5050	125	-	136	737	4,5	127	4,5	267	110
91410005	SPC1000-05	5	1000	1009,6	5	5050	125	-	136	937	4,5	127	4,5	267	154
91412505	SPC1250-05	5	1250	1259,6	5	5050	125	-	136	1187	4,5	127	4,5	267	188

MATERIAL CAST-IRON

CAD drawings available on our site

Quantity, availability and prices

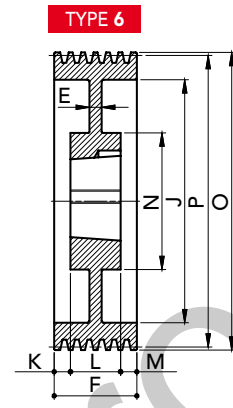
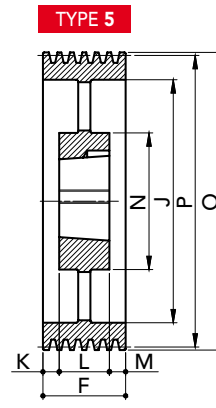
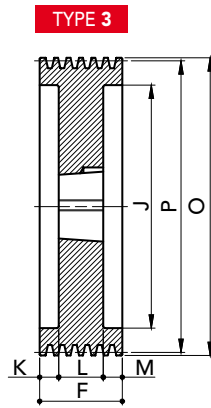




TAPER BUSHES

SPC/06 TYPE

We are engaged to respect shapes and dimensions shown on this sheet but, we reserve the right to make changes and modifications without notice.



PRODUCT CODE	PRODUCT MODEL	GROOVES	P	O	TYPE	BUSH	MAX BORE	E	F	J	K	L	M	N	WEIGHT (Kg)
91401806	SPC180-06	6	180	189,6	3	3020	75	-	162	124	55,5	51	55,5	-	11,88
91402006	SPC200-06	6	200	209,6	3	3535	90	-	162	144	36,5	89	36,5	-	14,8
91402246	SPC224-06	6	224	233,6	3	3535	90	-	162	168	36,5	89	36,5	-	20,3
91402366	SPC236-06	6	236	245,6	3	3535	90	-	162	180	36,5	89	36,5	-	23,31
91402506	SPC250-06	6	250	259,6	3	3535	90	-	162	194	36,5	89	36,5	-	27,17
91402806	SPC280-06	6	280	289,6	6	3535	90	20	162	224	36,5	89	36,5	175	28,9
91403006	SPC300-06	6	300	309,6	6	3535	90	20	162	244	36,5	89	36,5	175	30,35
91403156	SPC315-06	6	315	324,6	5	3535	90	-	162	259	36,5	89	36,5	175	31,35
91403356	SPC335-06	6	335	344,6	5	3535	90	-	162	279	36,5	89	36,5	175	35
91403556	SPC355-06	6	355	364,6	5	3535	90	-	162	299	36,5	89	36,5	175	37,1
91404006	SPC400-06	6	400	409,6	5	4040	100	-	162	344	30	102	30	210	47,76
91404506	SPC450-06	6	450	459,6	5	4545	110	-	162	394	24	114	24	242	60,98
91405006	SPC500-06	6	500	509,6	5	4545	110	-	162	444	24	114	24	242	67,6
91405606	SPC560-06	6	560	569,6	5	5050	125	-	162	504	17,5	127	17,5	267	81,4
91406306	SPC630-06	6	630	639,6	5	5050	125	-	162	574	17,5	127	17,5	267	89,7
91407106	SPC710-06	6	710	719,6	5	5050	125	-	162	654	17,5	127	17,5	267	102,6
91408006	SPC800-06	6	800	809,6	5	5050	125	-	162	737	17,5	127	17,5	267	123,6
91410006	SPC1000-06	6	1000	1009,6	5	5050	125	-	162	937	17,5	127	17,5	267	160
91412506	SPC1250-06	6	1250	1259,6	5	5050	125	-	162	1187	17,5	127	17,5	267	201

V-BELT PULLEYS for TAPER BUSHES

MATERIAL CAST-IRON

CAD drawings available on our site

Quantity, availability and prices

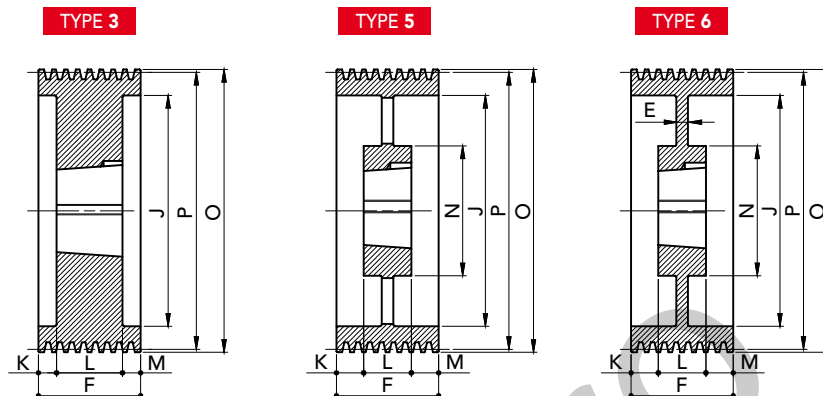




TAPER BUSHES

SPC/08 TYPE

We are engaged to respect shapes and dimensions shown on this sheet but, we reserve the right to make changes and modifications without notice.



PRODUCT CODE	PRODUCT MODEL	GROOVES	P	O	TYPE	BUSH	MAX BORE	E	F	J	K	L	M	N	WEIGHT (Kg)
91402008	SPC200-08	8	200	209,6	3	3535	90	-	213	144	62	89	62	-	18,52
91402248	SPC224-08	8	224	233,6	3	3535	90	-	213	168	62	89	62	-	24,85
91402508	SPC250-08	8	250	259,6	3	3535	90	-	213	194	62	89	62	-	31,9
91402808	SPC280-08	8	280	289,6	3	3535	90	-	213	224	62	89	62	-	40,6
91403008	SPC300-08	8	300	309,6	3	4040	100	-	213	244	55,5	102	55,5	-	47,71
91403158	SPC315-08	8	315	324,6	3	4040	100	-	213	259	55,5	102	55,5	-	53,92
91403358	SPC335-08	8	335	344,6	6	4040	100	50	213	279	55,5	102	55,5	210	53
91403558	SPC355-08	8	355	364,6	5	4040	100	-	213	299	55,5	102	55,5	210	50,67
91404008	SPC400-08	8	400	409,6	5	4545	110	-	213	344	49,5	114	49,5	242	65,1
91404508	SPC450-08	8	450	459,6	5	5050	125	-	213	394	43	127	43	267	77,33
91405008	SPC500-08	8	500	509,6	5	5050	125	-	213	444	43	127	43	267	88,7
91405608	SPC560-08	8	560	569,6	5	5050	125	-	213	504	43	127	43	267	95,8
91406308	SPC630-08	8	630	639,6	5	5050	125	-	213	574	43	127	43	267	106
91407108	SPC710-08	8	710	719,6	5	5050	125	-	213	654	43	127	43	267	124
91408008	SPC800-08	8	800	809,6	5	5050	125	-	213	737	43	127	43	267	150
91410008	SPC1000-08	8	1000	1009,6	5	5050	125	-	213	937	43	127	43	267	191
91412508	SPC1250-08	8	1250	1259,6	5	5050	125	-	213	1187	43	127	43	267	255

MATERIAL **CAST-IRON**

CAD drawings available on our site

Quantity, availability and prices

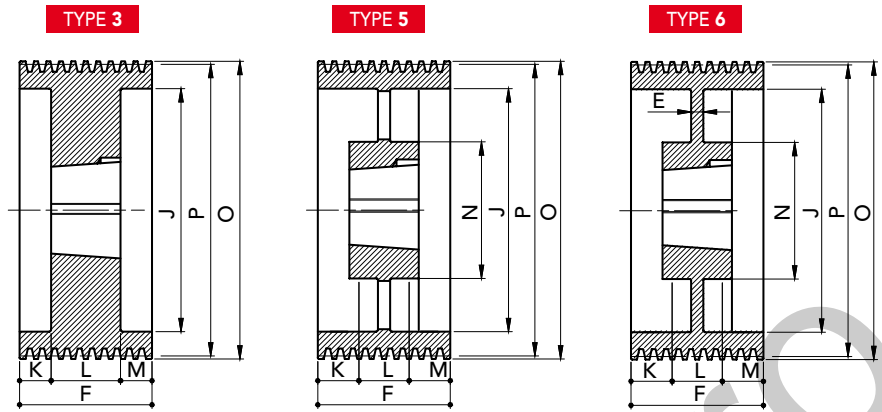




TAPER BUSHES

SPC/10 TYPE

We are engaged to respect shapes and dimensions shown on this sheet but, we reserve the right to make changes and modifications without notice.



PRODUCT CODE	PRODUCT MODEL	GROOVES	P	O	TYPE	BUSH	MAX BORE	E	F	J	K	L	M	N	WEIGHT (Kg)
91402210	SPC224-10	10	224	233,6	3	4040	100	-	264	168	81	102	81	-	27
91402510	SPC250-10	10	250	259,6	3	4040	100	-	264	194	81	102	81	-	35,35
91402810	SPC280-10	10	280	289,6	3	4040	100	-	264	224	81	102	81	-	45,92
91403010	SPC300-10	10	300	309,6	3	4545	110	-	264	244	75	114	75	-	54
91403110	SPC315-10	10	315	324,6	3	4545	110	-	264	259	75	114	75	-	59,7
91403310	SPC335-10	10	335	344,6	3	4545	110	-	264	279	75	114	75	-	71
91403510	SPC355-10	10	355	364,6	3	4545	110	-	264	299	75	114	75	-	80,5
91404010	SPC400-10	10	400	409,6	6	5050	125	70	264	344	68,5	127	68,5	267	92
91404510	SPC450-10	10	450	459,6	5	5050	125	-	264	394	68,5	127	68,5	267	89,4
91405010	SPC500-10	10	500	509,6	5	5050	125	-	264	444	68,5	127	68,5	267	100
91405610	SPC560-10	10	560	569,6	5	5050	125	-	264	504	68,5	127	68,5	267	114
91406310	SPC630-10	10	630	639,6	5	5050	125	-	264	574	68,5	127	68,5	267	128
91407110	SPC710-10	10	710	719,6	5	5050	125	-	264	654	68,5	127	68,5	267	148
91408010	SPC800-10	10	800	809,6	5	5050	125	-	264	737	68,5	127	68,5	267	174
91410010	SPC1000-10	10	1000	1009,6	5	5050	125	-	264	937	68,5	127	68,5	267	222
91412510	SPC1250-10	10	1250	1259,6	5	5050	125	-	264	1187	68,5	127	68,5	267	311

V-BELT PULLEYS for TAPER BUSHES

MATERIAL CAST-IRON

CAD drawings available on our site

Quantity, availability and prices





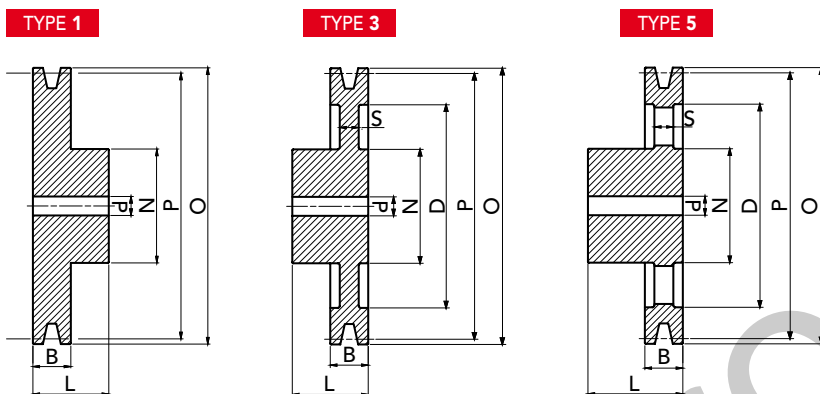
CAST IRON V-BELT PULLEYS





SOLID HUB

SPA/1 TYPE



V-PULLEYS PILOT BORE

PRODUCT CODE	PRODUCT MODEL	P	O	GROOVES	N	L	D	S	B	TYPE	d (H9)	WEIGHT (Kg)
91220401	SPA40-1	40	45,5	1	40	35	-	-	20	1	10	0,26
91220501	SPA50-1	50	55,5	1	40	35	-	-	20	1	10	0,35
91220551	SPA55-1	55	60,5	1	40	35	-	-	20	1	10	0,41
91220601	SPA60-1	60	65,5	1	40	35	-	-	20	1	10	0,46
91220631	SPA63-1	63	68,5	1	40	35	-	-	20	1	10	0,49
91220651	SPA65-1	65	70,5	1	40	40	-	-	20	1	10	0,55
91220701	SPA70-1	70	75,5	1	40	40	-	-	20	1	10	0,68
91220751	SPA75-1	75	80,5	1	40	40	-	-	20	1	10	0,7
91220801	SPA80-1	80	85,5	1	45	40	-	-	20	1	10	0,84
91220851	SPA85-1	85	90,5	1	45	40	-	-	20	1	10	0,92
91220901	SPA90-1	90	95,5	1	45	40	-	-	20	1	10	1,02
91220951	SPA95-1	95	100,5	1	45	40	-	-	20	1	10	1,11
91221001	SPA100-1	100	105,5	1	48	40	-	-	20	1	10	1,25
91221051	SPA105-1	105	110,5	1	48	40	-	-	20	1	10	1,37
91221121	SPA112-1	112	117,5	1	48	40	-	-	20	1	10	1,55
91221201	SPA120-1	120	125,5	1	60	40	-	-	20	1	15	1,86
91221251	SPA125-1	125	130,5	1	60	40	-	-	20	1	15	2,06
91221301	SPA130-1	130	135,5	1	60	40	-	-	20	1	15	2,12
91221401	SPA140-1	140	145,5	1	60	40	107	10	20	3	15	1,98
91221501	SPA150-1	150	155,5	1	60	40	117	10	20	3	15	2,18
91221601	SPA160-1	160	165,5	1	60	40	127	10	20	3	15	2,36
91221701	SPA170-1	170	175,5	1	60	40	137	10	20	3	15	2,57
91221801	SPA180-1	180	185,5	1	65	40	147	10	20	3	20	2,85
91222001	SPA200-1	200	205,5	1	65	45	167	10	20	3	20	3,45
91222251	SPA225-1	225	230,5	1	65	45	193	10	20	3	20	4,07
91222501	SPA250-1	250	255,5	1	75	50	217	12	20	3	20	5,69
91222801	SPA280-1	280	285,5	1	75	50	247	14	20	5	20	4,46
91223001	SPA300-1	300	305,5	1	75	50	267	14	20	5	20	4,99
91223551	SPA355-1	355	360,5	1	75	50	322	14	20	5	20	6,5
91224001	SPA400-1	400	405,5	1	90	50	367	14	20	5	20	8,5
91224501	SPA450-1	450	455,5	1	90	50	417	14	20	5	20	9,4
91225001	SPA500-1	500	505,5	1	90	50	467	14	20	5	20	10,5
91225601	SPA560-1	560	565,5	1	100	50	527	15	20	5	25	12,7
91226001	SPA600-1	600	605,5	1	100	50	567	16	20	5	25	14,35

MATERIAL **CAST-IRON**

CAD drawings available on our site

Quantity, availability and prices

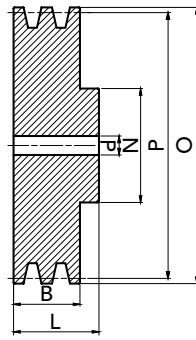




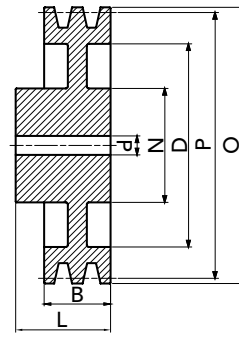
SOLID HUB

SPA/2 TYPE

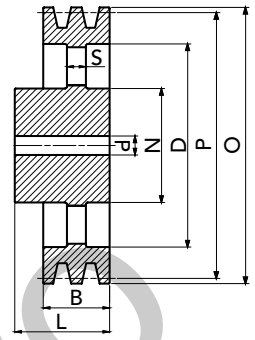
TYPE 1



TYPE 3



TYPE 5



PRODUCT CODE	PRODUCT MODEL	P	O	GROOVES	N	L	D	S	B	TYPE	d (H9)	WEIGHT (Kg)
91220502	SPA50-2	50	55,5	2	40	45	-	-	35	1	10	0,44
91220552	SPA55-2	55	60,5	2	40	45	-	-	35	1	10	0,55
91220602	SPA60-2	60	65,5	2	40	45	-	-	35	1	10	0,60
91220632	SPA63-2	63	68,5	2	40	45	-	-	35	1	10	0,68
91220652	SPA65-2	65	70,5	2	40	45	-	-	35	1	10	0,74
91220702	SPA70-2	70	75,5	2	50	45	-	-	35	1	10	0,91
91220752	SPA75-2	75	80,5	2	50	45	-	-	35	1	10	1,05
91220802	SPA80-2	80	85,5	2	50	45	-	-	35	1	10	1,17
91220852	SPA85-2	85	90,5	2	50	45	-	-	35	1	10	1,32
91220902	SPA90-2	90	95,5	2	60	45	-	-	35	1	15	1,50
91220952	SPA95-2	95	100,5	2	60	45	-	-	35	1	15	1,67
91221002	SPA100-2	100	105,5	2	60	45	-	-	35	1	15	1,84
91221052	SPA105-2	105	110,5	2	60	45	-	-	35	1	15	2,07
91221122	SPA112-2	112	117,5	2	60	45	-	-	35	1	15	2,30
91221202	SPA120-2	120	125,5	2	60	45	-	-	35	1	15	2,68
91221252	SPA125-2	125	130,5	2	60	45	-	-	35	1	15	2,94
91221302	SPA130-2	130	135,5	2	60	45	-	-	35	1	15	3,25
91221402	SPA140-2	140	145,5	2	60	45	107	10	35	3	15	2,57
91221502	SPA150-2	150	155,5	2	60	45	117	10	35	3	15	2,80
91221602	SPA160-2	160	165,5	2	60	45	127	10	35	3	15	3,02
91221702	SPA170-2	170	175,5	2	60	45	137	10	35	3	20	3,30
91221802	SPA180-2	180	185,5	2	70	50	147	12	35	3	20	4,07
91221902	SPA190-2	190	195,5	2	70	50	157	12	35	3	20	4,40
91222002	SPA200-2	200	205,5	2	70	50	167	12	35	3	20	4,74
91222252	SPA225-2	225	230,5	2	70	50	193	12	35	3	20	5,54
91222502	SPA250-2	250	255,5	2	75	50	217	12	35	3	20	6,60
91222802	SPA280-2	280	285,5	2	80	50	247	14	35	5	20	5,92
91223002	SPA300-2	300	305,5	2	80	50	267	14	35	5	20	6,48
91223152	SPA315-2	315	320,5	2	80	50	282	14	35	5	20	6,94
91223552	SPA355-2	355	360,5	2	80	50	322	14	35	5	20	8,30
91224002	SPA400-2	400	405,5	2	90	50	367	14	35	5	20	10,5
91224502	SPA450-2	450	455,5	2	100	50	417	14	35	5	25	12
91225002	SPA500-2	500	505,5	2	100	50	467	16	35	5	25	14
91225602	SPA560-2	560	565,5	2	100	50	527	18	35	5	25	16
91226302	SPA630-2	630	635,5	2	110	50	597	18	35	5	25	21

MATERIAL **CAST-IRON**

CAD drawings available on our site

Quantity, availability and prices

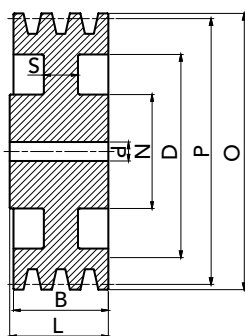




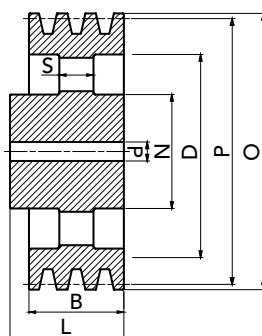
SOLID HUB

SPA/3 TYPE

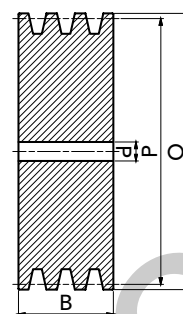
TYPE 3



TYPE 5



TYPE 7



V-PULLEYS PILOT BORE

PRODUCT CODE	PRODUCT MODEL	P	O	GROOVES	N	L	D	S	B	TYPE	d (H9)	WEIGHT (Kg)
91220603	SPA60-3	60	65,5	3	-	-	-	-	50	7	10	0,75
91220633	SPA63-3	63	68,5	3	-	-	-	-	50	7	10	0,84
91220653	SPA65-3	65	70,5	3	-	-	-	-	50	7	10	0,91
91220703	SPA70-3	70	75,5	3	-	-	-	-	50	7	10	1,08
91220753	SPA75-3	75	80,5	3	-	-	-	-	50	7	10	1,24
91220803	SPA80-3	80	85,5	3	-	-	-	-	50	7	15	1,41
91220853	SPA85-3	85	90,5	3	-	-	-	-	50	7	15	1,62
91220903	SPA90-3	90	95,5	3	-	-	-	-	50	7	15	1,84
91220953	SPA95-3	95	100,5	3	-	-	-	-	50	7	15	2,07
91221003	SPA100-3	100	105,5	3	-	-	-	-	50	7	15	2,32
91221053	SPA105-3	105	110,5	3	-	-	-	-	50	7	15	4,33
91221123	SPA112-3	112	117,5	3	-	-	-	-	50	7	15	3,02
91221203	SPA120-3	120	125,5	3	-	-	-	-	50	7	15	3,50
91221253	SPA125-3	125	130,5	3	-	-	-	-	50	7	15	3,88
91221303	SPA130-3	130	135,5	3	-	-	-	-	50	7	15	4,33
91221403	SPA140-3	140	145,5	3	65	52	107	18	50	3	20	3,60
91221503	SPA150-3	150	155,5	3	65	52	117	18	50	3	20	3,95
91221603	SPA160-3	160	165,5	3	70	52	127	18	50	3	20	4,45
91221703	SPA170-3	170	175,5	3	70	52	137	18	50	3	20	4,94
91221803	SPA180-3	180	185,5	3	70	52	147	12	50	3	20	4,72
91222003	SPA200-3	200	205,5	3	70	52	167	12	50	3	20	5,42
91222253	SPA225-3	225	230,5	3	80	52	193	12	50	3	20	6,72
91222503	SPA250-3	250	255,5	3	80	60	217	12	50	3	20	8,11
91222803	SPA280-3	280	285,5	3	80	60	247	14	50	5	20	7,30
91223003	SPA300-3	300	305,5	3	80	60	267	14	50	5	20	7,96
91223553	SPA355-3	355	360,5	3	90	60	322	14	50	5	20	11
91224003	SPA400-3	400	405,5	3	100	60	367	16	50	5	25	13
91224503	SPA450-3	450	455,5	3	100	60	417	16	50	5	25	15
91225003	SPA500-3	500	505,5	3	105	60	467	20	50	5	25	18,6
91225603	SPA560-3	560	565,5	3	120	65	527	20	50	5	25	23
91226303	SPA630-3	630	635,5	3	120	65	597	20	50	5	25	26,7

MATERIAL CAST-IRON

CAD drawings available on our site

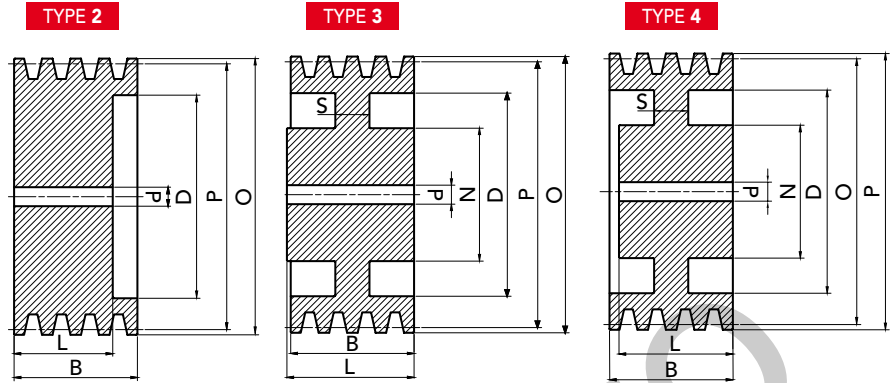
Quantity, availability and prices





SOLID HUB

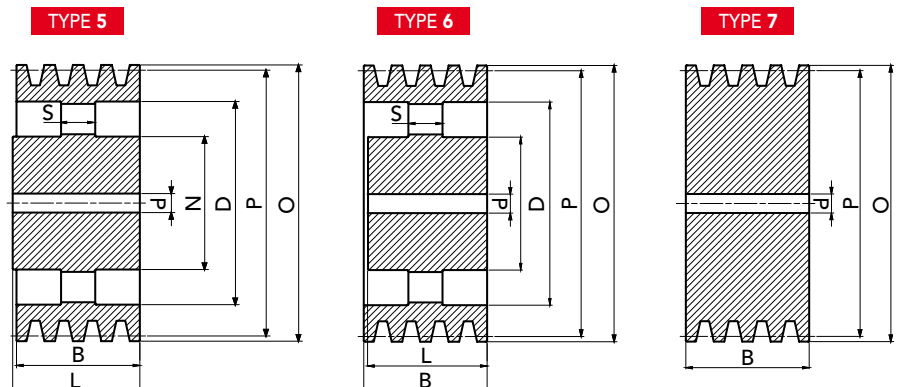
SPA/4 TYPE



PRODUCT CODE	PRODUCT MODEL	P	O	GROOVES	N	L	D	S	B	TYPE	d (H9)	WEIGHT (Kg)
91220704	SPA70-4	70	75,5	4	-	-	-	-	65	7	10	1,42
91220754	SPA75-4	75	80,5	4	-	-	-	-	65	7	10	1,58
91220804	SPA80-4	80	85,5	4	-	-	-	-	65	7	15	1,81
91220854	SPA85-4	85	90,5	4	-	-	-	-	65	7	15	2,08
91220904	SPA90-4	90	95,5	4	-	-	-	-	65	7	15	2,38
91220954	SPA95-4	95	100,5	4	-	-	-	-	65	7	15	2,67
91221004	SPA100-4	100	105,5	4	-	52	67	-	65	2	15	2,67
91221054	SPA105-4	105	110,5	4	-	52	72	-	65	2	15	3,13
91221124	SPA112-4	112	117,5	4	-	52	79	-	65	2	15	3,60
91221204	SPA120-4	120	125,5	4	-	52	87	-	65	2	15	3,76
91221254	SPA125-4	125	130,5	4	-	52	97	-	65	2	15	4,29
91221304	SPA130-4	130	135,5	4	-	52	97	-	65	2	15	4,95
91221404	SPA140-4	140	145,5	4	-	52	107	-	65	2	20	5,50
91221504	SPA150-4	150	155,5	4	-	52	117	-	65	2	20	6,29
91221604	SPA160-4	160	165,5	4	70	52	127	18	65	4	20	5,33
91221704	SPA170-4	170	175,5	4	80	52	137	18	65	4	20	5,79
91221804	SPA180-4	180	185,5	4	80	60	147	18	65	4	20	6,93
91222004	SPA200-4	200	205,5	4	80	60	167	18	65	4	20	7,55
91222254	SPA225-4	225	230,5	4	90	60	192	18	65	4	20	9,10
91222504	SPA250-4	250	255,5	4	90	65	217	18	65	3	20	11,08
91222804	SPA280-4	280	285,5	3	90	65	247	16	65	5	20	9,55
91223004	SPA300-4	300	305,5	4	90	65	267	16	65	5	20	10,22
91223554	SPA355-4	355	360,5	4	90	65	322	16	65	5	25	12,67
91224004	SPA400-4	400	405,5	4	100	65	367	20	65	5	25	16,4
91224504	SPA450-4	450	455,5	4	105	65	417	20	65	6	25	17
91225004	SPA500-4	500	505,5	4	105	65	467	20	65	6	25	18
91225604	SPA560-4	560	565,5	4	120	65	527	22	65	5	25	26,5
91226304	SPA630-4	630	635,5	4	120	65	597	22	65	5	25	35

MATERIAL CAST-IRON

CAD drawings available on our site



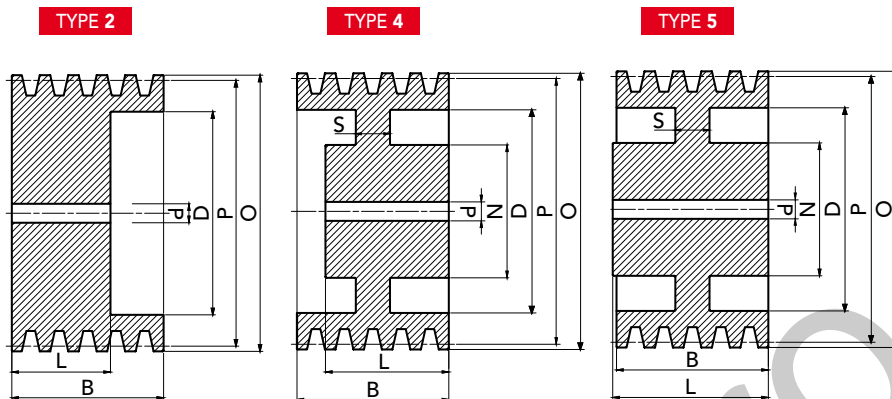
Quantity, availability and prices





SOLID HUB

SPA/5 TYPE

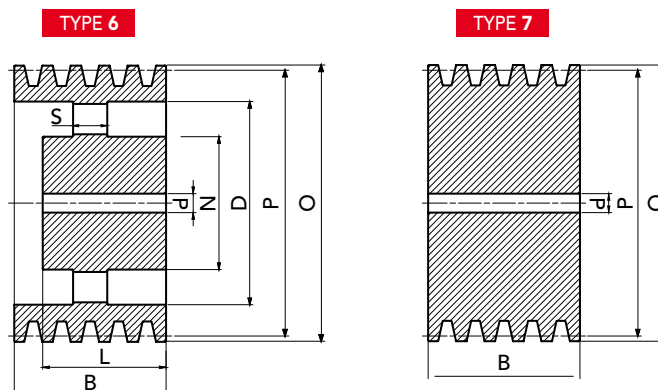


V-PULLEYS PILOT BORE

PRODUCT CODE	PRODUCT MODEL	P	O	GROOVES	N	L	D	S	B	TYPE	d (H9)	WEIGHT (Kg)
91220705	SPA70-5	70	75,5	5	-	-	-	-	80	7	10	1,70
91220755	SPA75-5	75	80,5	5	-	-	-	-	80	7	10	2,20
91220805	SPA80-5	80	85,5	5	-	-	-	-	80	7	15	2,23
91220855	SPA85-5	85	90,5	5	-	-	-	-	80	7	15	2,55
91220905	SPA90-5	90	95,5	5	-	-	-	-	80	7	15	2,91
91220955	SPA95-5	95	100,5	5	-	-	-	-	80	7	15	2,94
91221005	SPA100-5	100	105,5	5	-	52	67	-	80	2	15	2,97
91221055	SPA105-5	105	110,5	5	-	52	72	-	80	2	15	3,30
91221125	SPA112-5	112	117,5	5	-	52	79	-	80	2	15	3,77
91221205	SPA120-5	120	125,5	5	-	52	87	-	80	2	15	4,30
91221305	SPA130-5	130	135,5	5	-	52	97	-	80	2	15	5,45
91221405	SPA140-5	140	145,5	5	-	52	107	-	80	2	20	6,30
91221505	SPA150-5	150	155,5	5	-	52	117	-	80	2	20	6,84
91221605	SPA160-5	160	165,5	5	80	52	127	22	80	4	20	6,12
91221705	SPA170-5	170	175,5	5	80	52	137	18	80	4	20	6,80
91221805	SPA180-5	180	185,5	5	80	65	147	22	80	4	20	7,7
91222005	SPA200-5	200	205,5	5	80	65	167	20	80	4	20	8,72
91222255	SPA225-5	225	230,5	5	90	65	192	20	80	4	20	10,50
91222505	SPA250-5	250	255,5	5	90	65	217	20	80	4	20	11,5
91222805	SPA280-5	280	285,5	5	100	65	247	18	80	6	25	12
91223005	SPA300-5	300	305,5	5	100	65	267	18	80	6	25	12,24
91223555	SPA355-5	355	360,5	5	100	65	322	18	80	6	25	15,2
91224005	SPA400-5	400	405,5	5	100	65	367	22	80	6	25	18
91224505	SPA450-5	450	455,5	5	105	65	417	22	80	6	25	21,4
91225005	SPA500-5	500	505,5	5	110	65	467	22	80	6	25	24,6
91225605	SPA560-5	560	565,5	5	120	80	527	24	80	5	25	28
91226005	SPA600-5	600	605,5	5	120	80	567	26	80	5	25	32
91226305	SPA630-5	630	635,5	5	120	80	597	24	80	5	25	35

MATERIAL CAST-IRON

CAD drawings available on our site



Quantity, availability and prices

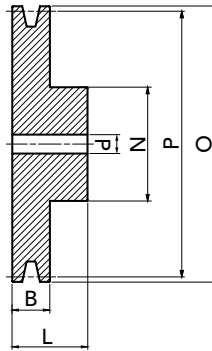




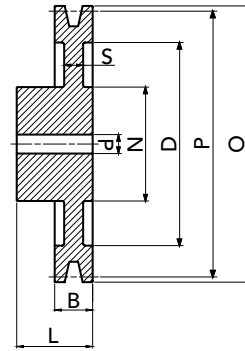
SOLID HUB

SPB/1 TYPE

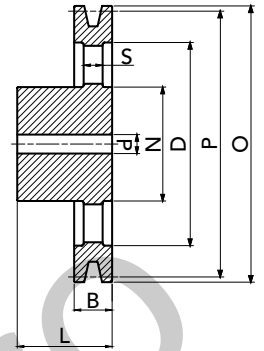
TYPE 1



TYPE 3



TYPE 5



PRODUCT CODE	PRODUCT MODEL	P	O	GROOVES	N	L	D	S	B	TYPE	d (H9)	WEIGHT (Kg)
91320701	SPB70-1	70	77	1	45	45	-	-	25	1	10	0,77
91320801	SPB80-1	80	87	1	50	45	-	-	25	1	10	1,01
91320901	SPB90-1	90	97	1	50	45	-	-	25	1	10	1,24
91321001	SPB100-1	100	107	1	52	45	-	-	25	1	10	1,48
91321121	SPB112-1	112	119	1	55	45	-	-	25	1	15	1,83
91321201	SPB120-1	120	127	1	55	45	-	-	25	1	15	2,06
91321251	SPB125-1	125	132	1	58	45	-	-	25	1	15	2,26
91321301	SPB130-1	130	137	1	60	45	-	-	25	1	15	2,46
91321401	SPB140-1	140	147	1	65	45	-	-	25	1	20	2,84
91321501	SPB150-1	150	157	1	65	45	-	-	25	1	20	3,21
91321601	SPB160-1	160	167	1	65	45	118	12	25	3	20	2,93
91321701	SPB170-1	170	177	1	65	45	128	12	25	3	20	3,25
91321801	SPB180-1	180	187	1	65	45	138	12	25	3	20	3,48
91322001	SPB200-1	200	207	1	70	45	158	14	25	3	20	4,47
91322121	SPB212-1	212	219	1	70	45	170	14	25	3	20	4,89
91322251	SPB225-1	225	232	1	70	45	184	14	25	3	20	5,25
91322501	SPB250-1	250	257	1	70	50	208	14	25	3	20	6,52
91322801	SPB280-1	280	287	1	76	50	238	14	25	3	20	8,08
91323001	SPB300-1	300	307	1	76	50	258	15	25	5	20	5,98
91323151	SPB315-1	315	322	1	76	50	273	15	25	5	20	6,25
91323401	SPB340-1	340	347	1	80	50	298	15	25	5	20	6,70
91323551	SPB355-1	355	362	1	80	50	313	15	25	5	20	7,85
91323801	SPB380-1	380	387	1	85	55	338	18	25	5	20	8,50
91324001	SPB400-1	400	407	1	85	55	358	18	25	5	20	10,5
91324501	SPB450-1	450	457	1	90	60	408	18	25	5	20	12,8
91325001	SPB500-1	500	507	1	100	60	458	18	25	5	25	14,1
91325601	SPB560-1	560	567	1	100	60	518	18	25	5	25	17
91326001	SPB600-1	600	607	1	100	60	558	18	25	5	25	17,75
91326301	SPB630-1	630	637	1	100	60	588	18	25	5	25	19,85

MATERIAL CAST-IRON

CAD drawings available on our site

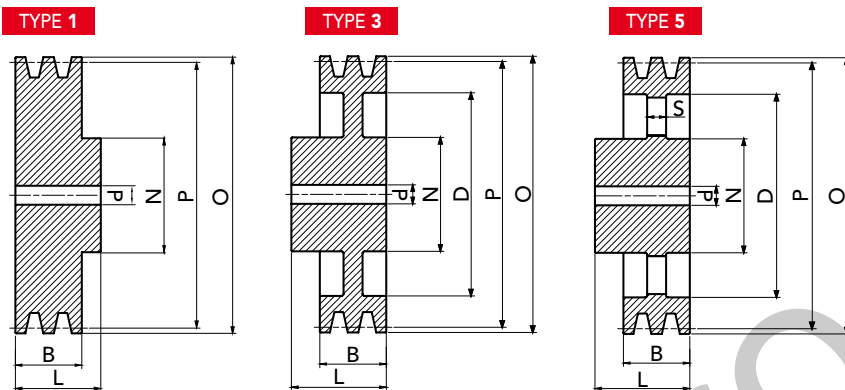
Quantity, availability and prices





SOLID HUB

SPB/2 TYPE



V-PULLEYS PILOT BORE

PRODUCT CODE	PRODUCT MODEL	P	O	GROOVES	N	L	D	S	B	TYPE	d (H9)	WEIGHT (Kg)
91320702	SPB70-2	70	77	2	45	55	-	-	44	1	10	1,03
91320802	SPB80-2	80	87	2	50	55	-	-	44	1	10	1,37
91320902	SPB90-2	90	97	2	50	55	-	-	44	1	10	1,73
91321002	SPB100-2	100	107	2	55	55	-	-	44	1	15	2,17
91321122	SPB112-2	112	119	2	60	55	-	-	44	1	15	2,77
91321202	SPB120-2	120	127	2	60	55	-	-	44	1	15	3,16
91321252	SPB125-2	125	132	2	60	55	-	-	44	1	15	3,47
91321302	SPB130-2	130	137	2	60	55	-	-	44	1	15	3,75
91321402	SPB140-2	140	147	2	65	55	-	-	44	1	20	4,36
91321502	SPB150-2	150	157	2	65	55	-	-	44	1	20	4,99
91321602	SPB160-2	160	167	2	70	55	118	12	44	3	20	4,19
91321702	SPB170-2	170	177	2	70	55	128	12	44	3	20	4,48
91321802	SPB180-2	180	187	2	70	55	138	12	44	3	20	4,82
91322002	SPB200-2	200	207	2	70	55	158	12	44	3	20	5,66
91322122	SPB212-2	212	219	2	77	55	170	14	44	3	20	6,58
91322252	SPB225-2	225	232	2	77	55	184	14	44	3	20	7,07
91322502	SPB250-2	250	257	2	77	55	208	14	44	3	20	8,30
91322802	SPB280-2	280	287	2	80	55	238	14	44	3	20	10,5
91323002	SPB300-2	300	307	2	80	55	258	15	44	5	20	8,20
91323152	SPB315-2	315	322	2	88	60	273	15	44	5	20	9,36
91323402	SPB340-2	340	347	2	88	60	298	15	44	5	20	10,00
91323552	SPB355-2	355	362	2	88	60	313	15	44	5	20	10,72
91323802	SPB380-2	380	387	2	88	60	338	15	44	5	20	12,50
91324002	SPB400-2	400	407	2	88	60	358	18	44	5	20	13,40
91324502	SPB450-2	450	457	2	90	60	408	18	44	5	20	14,20
91325002	SPB500-2	500	507	2	100	65	458	20	44	5	25	18,84
91325602	SPB560-2	560	567	2	100	65	518	20	44	5	25	22
91326302	SPB630-2	630	637	2	100	65	588	20	44	5	25	25,20

MATERIAL CAST-IRON

CAD drawings available on our site

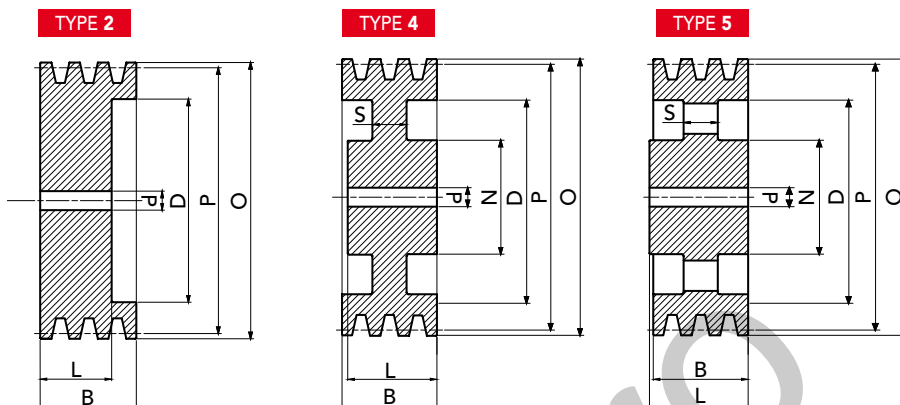
Quantity, availability and prices





SOLID HUB

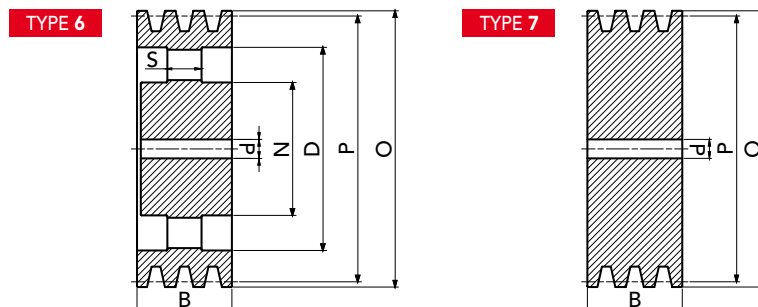
SPB/3 TYPE



PRODUCT CODE	PRODUCT MODEL	P	O	GROOVES	N	L	D	S	B	TYPE	d (H9)	WEIGHT (Kg)
91320603	SPB60-3	60	67	3	-	-	-	-	63	7	15	0,94
91320703	SPB70-3	70	77	3	-	-	-	-	63	7	15	1,21
91320803	SPB80-3	80	87	3	-	-	-	-	63	7	15	1,67
91320903	SPB90-3	90	97	3	-	-	-	-	63	7	15	2,15
91321003	SPB100-3	100	107	3	-	-	-	-	63	7	15	2,78
91321123	SPB112-3	112	119	3	-	-	-	-	63	7	15	3,58
91321203	SPB120-3	120	127	3	-	-	-	-	63	7	15	4,22
91321253	SPB125-3	125	132	3	-	60	83	-	63	2	15	4,47
91321303	SPB130-3	130	137	3	-	60	86	-	63	2	15	4,86
91321403	SPB140-3	140	147	3	-	60	98	-	63	2	20	5,69
91321503	SPB150-3	150	157	3	-	60	108	-	63	2	20	6,60
91321603	SPB160-3	160	167	3	-	60	118	-	63	2	20	7,50
91321703	SPB170-3	170	177	3	70	60	128	30	63	4	20	6,67
91321803	SPB180-3	180	187	3	80	60	138	18	63	4	20	6,88
91322003	SPB200-3	200	207	3	80	60	158	18	63	4	20	7,88
91322123	SPB212-3	212	219	3	80	60	170	18	63	4	20	8,63
91322253	SPB225-3	225	232	3	80	60	184	18	63	4	20	9,31
91322503	SPB250-3	250	257	3	80	60	208	18	63	4	20	10,92
91322803	SPB280-3	280	287	3	90	60	238	18	63	4	20	12,95
91323003	SPB300-3	300	307	3	90	60	258	18	63	6	20	11,21
91323153	SPB315-3	315	322	3	90	60	273	18	63	6	20	11,78
91323403	SPB340-3	340	347	3	92	60	298	18	63	6	25	14,00
91323553	SPB355-3	355	362	3	92	60	313	18	63	6	25	14,12
91323803	SPB380-3	380	387	3	96	65	338	22	63	6	25	17,00
91324003	SPB400-3	400	407	3	96	65	358	22	63	5	25	18,13
91324253	SPB425-3	425	432	3	96	65	383	22	63	5	20	22,3
91324503	SPB450-3	450	457	3	96	65	408	22	63	5	25	23,5
91325003	SPB500-3	500	507	3	104	75	458	24	63	5	25	25,3
91325603	SPB560-3	560	567	3	104	75	518	24	63	5	25	28,6
91326003	SPB600-3	600	607	3	104	75	558	24	63	5	25	32
91326303	SPB630-3	637	637	3	105	75	588	26	63	5	25	34,8

MATERIAL CAST-IRON

CAD drawings available on our site



Quantity, availability and prices

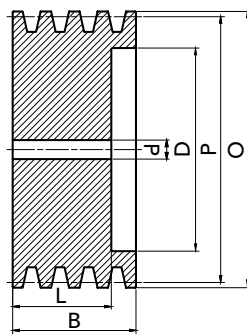




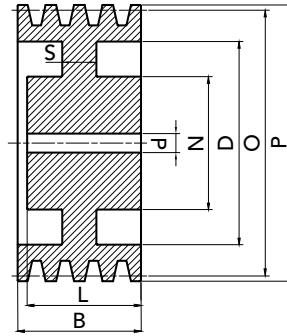
SOLID HUB

SPB/4 TYPE

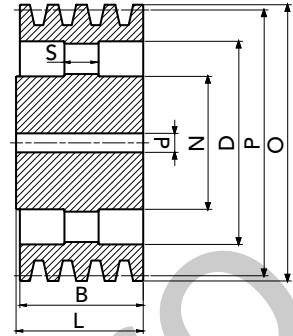
TYPE 2



TYPE 4



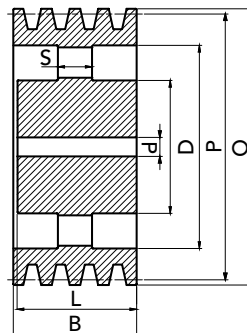
TYPE 5



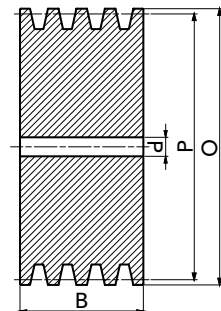
V-PULLEYS PILOT BORE

PRODUCT CODE	PRODUCT MODEL	P	O	GROOVES	N	L	D	S	B	TYPE	d (H9)	WEIGHT (Kg)
91320704	SPB70-4	70	77	4	-	-	-	-	82	7	15	1,60
91320804	SPB80-4	80	87	4	-	-	-	-	82	7	15	2,10
91320904	SPB90-4	90	97	4	-	-	-	-	82	7	15	2,80
91321004	SPB100-4	100	107	4	-	-	-	-	82	7	15	3,60
91321124	SPB112-4	112	119	4	-	-	-	-	82	7	20	4,57
91321204	SPB120-4	120	127	4	-	-	-	-	82	7	20	5,30
91321254	SPB125-4	125	132	4	-	60	83	-	82	2	20	5,00
91321304	SPB130-4	130	137	4	-	60	88	-	82	2	20	5,66
91321404	SPB140-4	140	147	4	-	60	98	-	82	2	20	6,38
91321504	SPB150-4	150	157	4	-	60	108	-	82	2	20	7,31
91321604	SPB160-4	160	167	4	-	60	118	-	82	2	20	8,39
91321704	SPB170-4	170	177	4	70	60	128	30	82	4	20	7,51
91321804	SPB180-4	180	187	4	80	60	138	30	82	4	20	8,57
91322004	SPB200-4	200	207	4	88	60	158	25	82	4	20	10,06
91322124	SPB212-4	212	219	4	88	60	170	25	82	4	20	10,92
91322244	SPB224-4	224	231	4	88	60	183	25	82	4	20	11,77
91322254	SPB225-4	225	232	4	88	60	184	25	82	4	20	11,88
91322364	SPB236-4	236	243	4	88	60	194	25	82	4	20	12,5
91322504	SPB250-4	250	257	4	96	65	208	25	82	4	25	14,46
91322804	SPB280-4	280	287	4	96	65	238	25	82	4	25	16,6
91323004	SPB300-4	300	307	4	96	65	258	20	82	6	25	13,67
91323154	SPB315-4	315	322	4	96	65	273	20	82	6	25	14,36
91323404	SPB340-4	340	347	4	96	65	298	20	82	6	25	19,89
91323554	SPB355-4	355	362	4	96	65	313	20	82	6	25	20
91323804	SPB380-4	380	387	4	104	75	338	24	82	6	25	21
91324004	SPB400-4	400	407	4	104	75	358	24	82	6	25	22
91324254	SPB425-4	425	432	4	104	75	383	24	82	6	25	26
91324504	SPB450-4	450	457	4	104	75	408	24	82	6	25	29
91325004	SPB500-4	500	507	4	112	85	458	28	82	5	25	31
91325604	SPB560-4	560	567	4	112	85	518	28	82	5	25	36
91326004	SPB600-4	600	607	4	115	85	558	28	82	5	25	39
91326304	SPB630-4	630	637	4	120	85	588	28	82	5	25	41

TYPE 6



TYPE 7



MATERIAL CAST-IRON

CAD drawings available on our site

Quantity, availability and prices

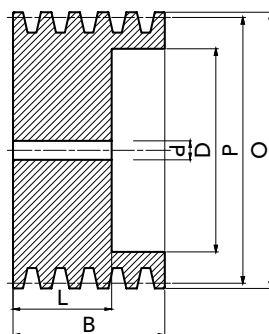




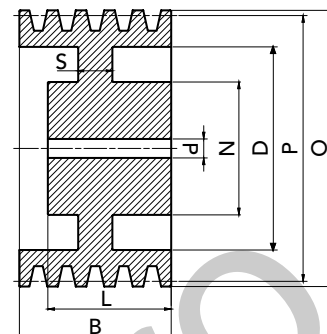
SOLID HUB

SPB/5 TYPE

TYPE 2



TYPE 4

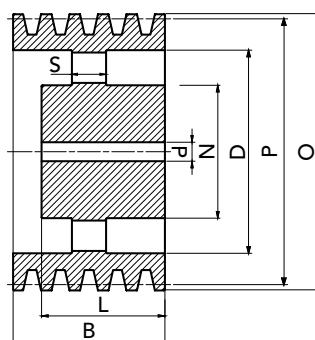


PRODUCT CODE	PRODUCT MODEL	P	O	GROOVES	N	L	D	S	B	TYPE	d (H9)	WEIGHT (Kg)
91320705	SPB70-5	70	77	5	-	-	-	-	101	7	15	1,70
91320805	SPB80-5	80	87	5	-	-	-	-	101	7	15	2,62
91320905	SPB90-5	90	97	5	-	-	-	-	101	7	15	3,50
91321005	SPB100-5	100	107	5	-	-	-	-	101	7	15	4,36
91321125	SPB112-5	112	119	5	-	-	-	-	101	7	20	5,62
91321205	SPB120-5	120	127	5	-	-	-	-	101	7	20	7,50
91321255	SPB125-5	125	132	5	-	60	83	-	101	2	20	5,70
91321305	SPB130-5	130	137	5	-	60	88	-	101	2	20	6,34
91321405	SPB140-5	140	147	5	-	60	98	-	101	2	20	7,02
91321505	SPB150-5	150	157	5	-	60	108	-	101	2	20	8,12
91321605	SPB160-5	160	167	5	-	60	118	-	101	2	20	9,25
91321705	SPB170-5	170	177	5	70	60	128	30	101	4	20	8,35
91321805	SPB180-5	180	187	5	80	70	138	30	101	4	20	10,56
91322005	SPB200-5	200	207	5	96	70	158	30	101	4	25	12,76
91322125	SPB212-5	212	219	5	96	70	170	30	101	4	25	13,42
91322255	SPB225-5	225	232	5	96	70	183	25	101	4	25	13,75
91322505	SPB250-5	250	257	5	104	75	208	25	101	4	25	16,85
91322805	SPB280-5	280	287	5	104	75	238	25	101	4	25	19,74
91323005	SPB300-5	300	307	5	104	75	258	22	101	6	25	16,93
91323155	SPB315-5	315	322	5	104	75	273	22	101	6	25	17,66
91323405	SPB340-5	340	347	5	104	75	298	22	101	6	25	22,48
91323555	SPB355-5	355	362	5	104	75	313	22	101	6	25	21,40
91323805	SPB380-5	380	387	5	112	85	338	24	101	6	25	23,00
91324005	SPB400-5	400	407	5	112	85	358	26	101	6	25	26,30
91324255	SPB425-5	425	432	5	112	85	383	26	101	6	25	28,00
91324505	SPB450-5	450	457	5	112	85	408	26	101	6	25	30
91325005	SPB500-5	500	507	5	120	90	458	30	101	6	25	35
91325605	SPB560-5	560	567	5	120	90	518	30	101	6	25	37
91326005	SPB600-5	600	607	5	120	90	558	30	101	6	25	42
91326305	SPB630-5	630	637	5	128	90	588	30	101	6	25	45

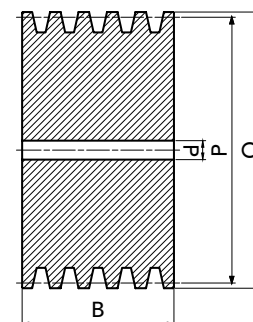
MATERIAL CAST-IRON

CAD drawings available on our site

TYPE 6



TYPE 7



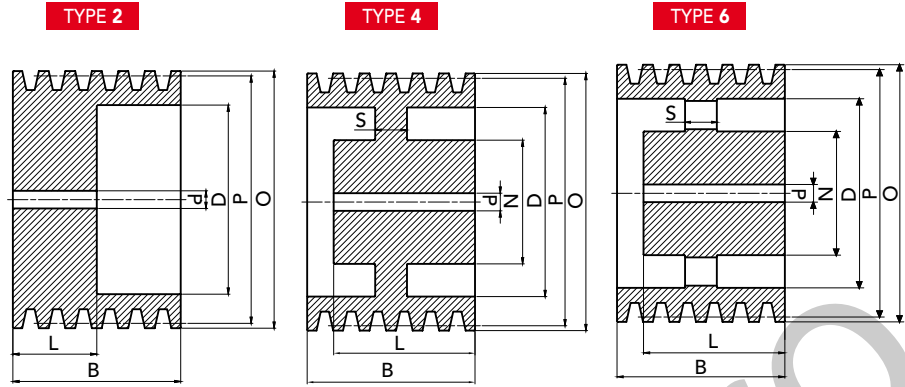
Quantity, availability and prices





SOLID HUB

SPB/6 TYPE



V-PULLEYS PILOT BORE

PRODUCT CODE	PRODUCT MODEL	P	O	GROOVES	N	L	D	S	B	TYPE	d (H9)	WEIGHT (Kg)
91321406	SPB140-6	140	147	6	-	60	98	-	120	2	20	8,00
91321506	SPB150-6	150	157	6	-	60	108	-	120	2	20	8,90
91321606	SPB160-6	160	167	6	-	65	118	-	120	2	20	10,38
91321706	SPB170-6	170	177	6	70	65	128	40	120	4	20	12,70
91321806	SPB180-6	180	187	6	80	70	138	40	120	4	20	12,99
91322006	SPB200-6	200	207	6	96	70	158	40	120	4	25	14,29
91322126	SPB212-6	212	219	6	104	80	170	35	120	4	25	14,91
91322256	SPB225-6	225	232	6	104	80	183	30	120	4	25	16,65
91322506	SPB250-6	250	257	6	104	80	208	25	120	4	25	18,82
91322806	SPB280-6	280	287	6	104	80	238	25	120	4	25	22
91323006	SPB300-6	300	307	6	104	80	258	24	120	6	25	21
91323156	SPB315-6	315	322	6	120	90	273	24	120	6	25	22,3
91323406	SPB340-6	340	347	6	120	90	298	24	120	6	25	23
91323556	SPB355-6	355	362	6	120	90	313	24	120	6	25	24,95
91323806	SPB380-6	380	387	6	120	100	338	28	120	6	25	29
91324006	SPB400-6	400	407	6	120	100	358	28	120	6	25	31
91324256	SPB425-6	425	432	6	120	100	383	28	120	6	25	33,50
91324506	SPB450-6	450	457	6	120	100	408	28	120	6	25	36
91325006	SPB500-6	500	507	6	128	105	458	33	120	6	25	45
91325606	SPB560-6	560	567	6	128	105	518	33	120	6	25	47
91326006	SPB600-6	600	607	6	129	105	558	33	120	6	25	49,05

MATERIAL CAST-IRON

CAD drawings available on our site

Quantity, availability and prices

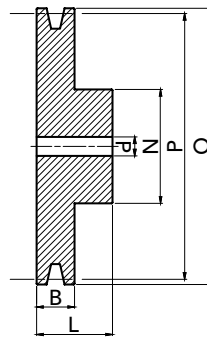




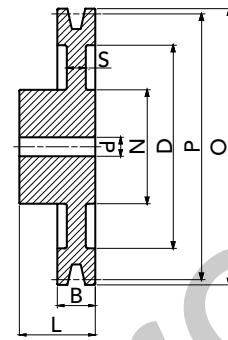
SOLID HUB

SPC/1 TYPE

TYPE 1



TYPE 3



PRODUCT CODE	PRODUCT MODEL	P	O	GROOVES	N	L	D	S	B	TYPE	d (H9)	WEIGHT (Kg)
91421201	SPC120-1	120	129,6	1	65	50	-	-	34	1	15	2,66
91421401	SPC140-1	140	149,6	1	70	50	-	-	34	1	20	3,55
91421501	SPC150-1	150	159,6	1	70	50	-	-	34	1	20	4,09
91421601	SPC160-1	160	169,6	1	72	50	-	-	34	1	20	4,68
91421801	SPC180-1	180	189,6	1	76	50	123	16	34	3	20	5,05
91422001	SPC200-1	200	209,6	1	76	50	143	16	34	3	20	5,85
91422251	SPC225-1	225	234,6	1	86	50	168	16	34	3	20	7,20
91422501	SPC250-1	250	259,6	1	86	50	193	16	34	3	20	8,51
91422801	SPC280-1	280	289,6	1	86	50	223	16	34	3	20	10,18
91423001	SPC300-1	300	309,6	1	86	50	243	16	34	3	20	11,76

MATERIAL CAST-IRON

CAD drawings available on our site

Quantity, availability and prices

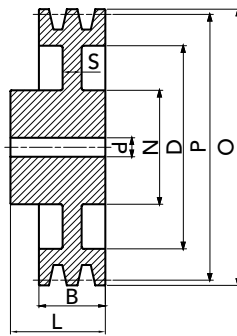




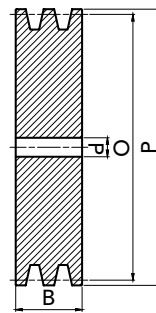
SOLID HUB

SPC/2 TYPE

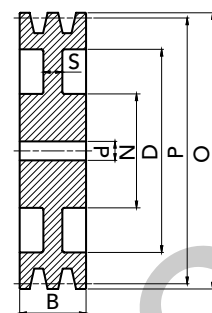
TYPE 3



TYPE 7



TYPE 8



V-PULLEYS PILOT BORE

PRODUCT CODE	PRODUCT MODEL	P	O	GROOVES	N	L	D	S	B	TYPE	d (H9)	WEIGHT (Kg)
91421202	SPC120-2	120	129,6	2	-	-	-	-	59,5	7	15	3,9
91421402	SPC140-2	140	149,6	2	-	-	-	-	59,5	7	20	5,3
91421502	SPC150-2	150	159,6	2	-	-	-	-	59,5	7	20	6,16
91421602	SPC160-2	160	169,6	2	-	-	-	-	59,5	7	20	7,13
91421802	SPC180-2	180	189,6	2	80	-	123	30	59,5	8	20	7,82
91422002	SPC200-2	200	209,6	2	80	60	143	20	59,5	3	20	9,71
91422252	SPC225-2	225	234,6	2	88	60	169	18	59,5	3	20	10,13
91422502	SPC250-2	250	259,6	2	92	60	193	18	59,5	3	20	11,93
91422802	SPC280-2	280	289,6	2	92	60	223	18	59,5	3	20	14,18
91423002	SPC300-2	300	309,6	2	92	60	243	18	59,5	3	20	15,8

MATERIAL CAST-IRON

CAD drawings available on our site

Quantity, availability and prices



ООО "Технодрайв" тел.: 8(863) 223-20-99

email: info@technodrive.net

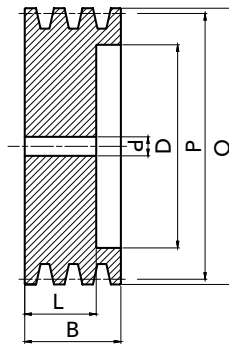
http://technodrive.pro



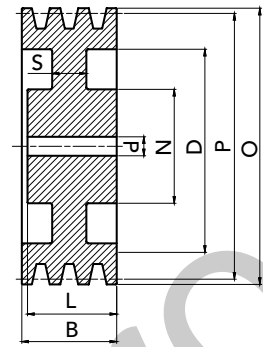
SOLID HUB

SPC/3 TYPE

TYPE 2



TYPE 4



PRODUCT CODE	PRODUCT MODEL	P	O	GROOVES	N	L	D	S	B	TYPE	d (H9)	WEIGHT (Kg)
91421403	SPC140-3	140	149,6	3	-	65	83	-	85	2	20	6,7
91421503	SPC150-3	150	159,6	3	-	65	93	-	85	2	20	7,65
91421603	SPC160-3	160	169,6	3	-	65	103	-	85	2	20	8,92
91421803	SPC180-3	180	189,6	3	82	65	123	35	85	4	20	9,83
91422003	SPC200-3	200	209,6	3	86	65	143	25	85	4	20	11,13
91422253	SPC225-3	225	234,6	3	90	70	169	21	85	4	20	13,11
91422503	SPC250-3	250	259,6	3	92	70	193	21	85	4	20	15,31
91422803	SPC280-3	280	289,6	3	92	70	223	21	85	4	20	18,11
91423003	SPC300-3	300	309,6	3	92	70	243	21	85	4	20	20

MATERIAL CAST-IRON

CAD drawings available on our site

Quantity, availability and prices

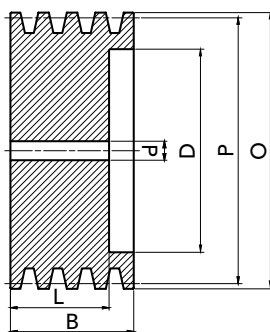




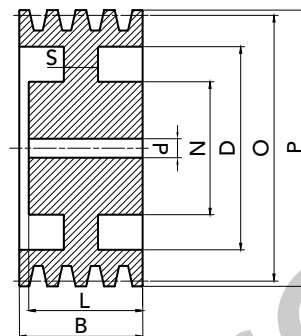
SOLID HUB

SPC/4 TYPE

TYPE 2



TYPE 4



V-PULLEYS PILOT BORE

PRODUCT CODE	PRODUCT MODEL	P	O	GROOVES	N	L	D	S	B	TYPE	d (H9)	WEIGHT (Kg)
91421404	SPC140-4	140	149,6	4	-	80	83	-	110,5	2	20	8,5
91421504	SPC150-4	150	159,6	4	-	80	93	-	110,5	2	20	9,76
91421604	SPC160-4	160	169,6	4	-	80	103	-	110,5	2	20	11,16
91421804	SPC180-4	180	189,6	4	82	80	123	60	110,5	4	20	13,28
91422004	SPC200-4	200	209,6	4	90	90	143	60	110,5	4	20	17,41
91422254	SPC225-4	225	234,6	4	90	90	169	50	110,5	4	25	19,16
91422504	SPC250-4	250	259,6	4	100	90	193	30	110,5	4	25	20,48
91422804	SPC280-4	280	289,6	4	100	90	223	25	110,5	4	25	23,14
91423004	SPC300-4	300	309,6	4	100	90	243	25	110,5	4	25	25,5

MATERIAL CAST-IRON

CAD drawings available on our site

Quantity, availability and prices

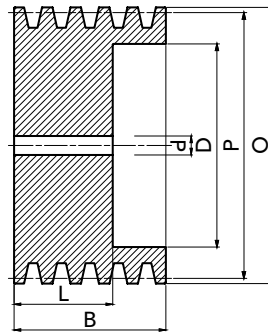




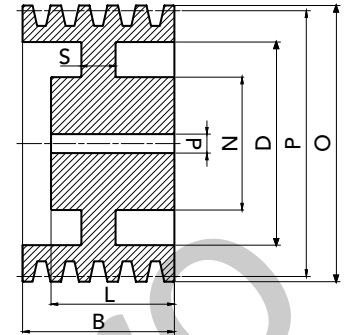
SOLID HUB

SPC/5 TYPE

TYPE 2



TYPE 4



PRODUCT CODE	PRODUCT MODEL	P	O	GROOVES	N	L	D	S	B	TYPE	d (H9)	WEIGHT (Kg)
91421505	SPC150-5	150	159,6	5	-	96	93	-	136	2	20	12,5
91421605	SPC160-5	160	169,6	5	-	96	103	-	136	2	20	14,5
91421805	SPC180-5	180	189,6	5	82	96	123	75	136	4	20	16,2
91422005	SPC200-5	200	209,6	5	90	100	143	80	136	4	25	20,23
91422255	SPC225-5	225	234,6	5	90	100	169	60	136	4	25	22,86
91422505	SPC250-5	250	259,6	5	102	100	193	50	136	4	25	26,7
91422805	SPC280-5	280	289,6	5	102	100	223	40	136	4	25	29,93
91423005	SPC300-5	300	309,6	5	104	100	243	25	136	4	25	28,4

MATERIAL CAST-IRON

CAD drawings available on our site

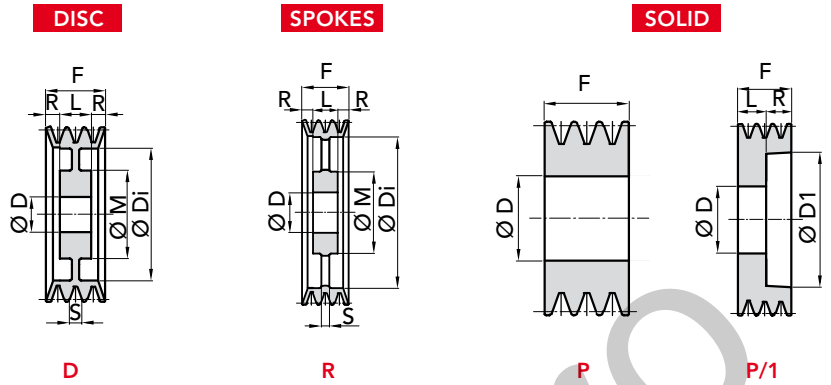
Quantity, availability and prices





PULEGGE A GOLA TRAPEZOIDALI IN GHISA




for LOCKING DEVICES
SPA TYPE


Dp	P. NUMBER Ø 55 H8	P. NUMBER Ø 65 H8	P. NUMBER Ø 80 H8	N° GROOVES	EXEC.	F	L	Ø M	R	Ø Di	S	WEIGHT Kg.
90	91250902			2	P	35						0,20
	91250903			3	P	50						1,10
	91250905			5	P	80						2,00
95	91250952			2	P	35						0,85
100	91251001			1	P	20						0,50
	91251002	91261002		2	P	35						0,90
	91251003			3	P	50						1,30
105	91251052			2	P	35						0,95
120	91251202			2	P/1	35	27		8	88		1,00
125		91261252		2	P/1	35	27		8	92		1,00
		91261253		3	P/1	50	27		23	92		1,80
		91261254		4	P/1	65	27		38	92		2,40
130		91261303		3	P/1	50	27		23	97		1,75
140		91261403		4	P/1	65	27		38	107		1,50
150	91251502			2	P/1	35	27		8	117		1,35
		91261504		4	P/1	65	27		38	117		2,15
160	91251602	91261602		2	P/1	35	27		8	127		1,50
		91261603		3	P/1	50	27		23	127		1,90
170	91251702			2	D	35	27		4	137	27	1,60
180	91251802	91261802		2	D	35	27		4	147	27	1,70
	91251803	91271803		3	D	50	27		11,5	147	27	2,40
190		91261902		2	D	35	27	120	4	157	12	1,80
		91261903		3	D	50	27	120	11,5	157	12	2,50
200	91252002	91262002		2	D	35	27	120	4	167	12	1,90
		91262003		3	D	50	27	120	11,5	167	14	2,60
		91262004		4	D	65	27	120	19	167	14	3,30
225	91252252	91262252		2	D	35	27	120	4	192	12	2,20
	91252253	91262253		3	D	50	27	120	11,5	192	14	2,80
250	91252502			2	R	35	27	130	4	217	14	2,80
		91282503		3	R	50	27	130	11,5	217	14	3,50
		91262504		4	R	65	27	130	19	217	14	4,20
300		91283004		4	R	65	27	130	19	267	14	3,40

MATERIAL CAST-IRON

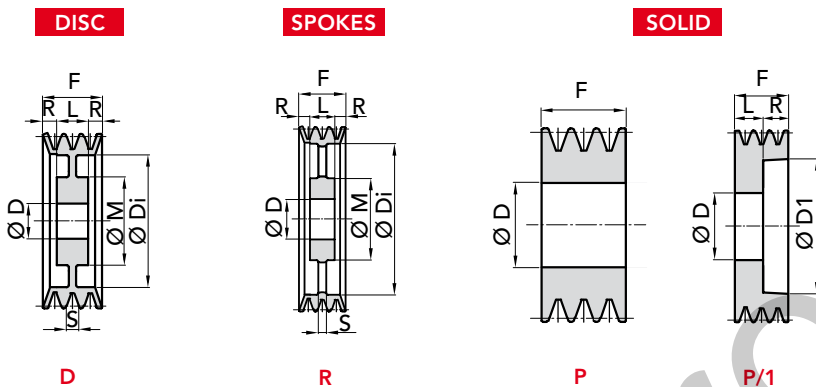
CAD drawings available on our site

Quantity, availability and prices




for LOCKING DEVICES

SPB TYPE



Dp	P. NUMBER Ø 55 H8	P. NUMBER Ø 65 H8	P. NUMBER Ø 80 H8	N° GROOVES	EXEC.	F	L	Ø M	R	Ø Di	S	WEIGHT Kg.
112	91351121			1	P	25						1,50
	91351122			2	P/1	44	27		17	70		1,90
120		91361202		2	P/1	44	27		17	78		2,10
		91361203		3	P/1	63	27		36	78		3,80
		91361204		4	P/1	82	27		55	78		4,20
125	91351251			1	P	25						1,90
		91371252		2	P/1	44	27		17	83		2,40
		91361253		3	P/1	63	27		36	83		4,00
130		91361302	91381302	2	P/1	44	27		17	90		2,60
		91361303	91381303	3	P/1	63	27		36	90		4,20
		91361304	91381304	4	P/1	82	27		55	90		5,00
			91381305	5	P/1	101	27		74	90		5,50
			91381306	6	P/1	120	27		93	90		6,00
	140	91351402	91361402	91381402	2	P/1	44	27		17	98	
91361403			91381403	3	P/1	63	27		36	98		4,40
91361404			91381404	4	P/1	82	27		55	98		5,30
			91381405	5	P/1	101	27		74	98		5,80
150	91351501	91361501		1	P	25						2,40
	91351502	91361502	91381502	2	P/1	44	27		17	108		3,20
		91361503	91381503	3	P/1	63	27		36	108		4,60
		91361504	91381504	4	P/1	82	27		55	108		5,50
			91381505	5	P/1	101	27		74	108		6,00
160	91351601	91361601		1	P	25						2,50
		91361602	91381602	2	P/1	44	27		17	118		3,30
		91361603	91381603	3	P/1	63	27		36	118		4,80
			91381604	4	P/1	82	27		55	118		5,70
			91381605	5	P/1	101	27		74	118		7,00
			91381606	6	P/1	120	27		93	118		8,30
170		91381702		2	D	44	27		8,5	128	27	3,40
	91361703	91381703		3	D	63	27		18	128	27	5,10
		91381704		4	D	82	27		27,5	128	27	5,90
		91381705		5	D	101	27		37	128	27	7,40
180				1	P	25						3,10
	91361802	91381802		2	D	44	27		8,5	138	27	3,90
		91361803	91381803	3	D	63	27		18	138	27	5,20
		91361804	91381804	4	D	82	27		27,5	138	27	6,20
			91381805	5	D	101	27		37	138	27	7,50
			91381806	6	D	120	27		46,5	138	27	8,90

MATERIAL CAST-IRON

CAD drawings available on our site

Quantity, availability and prices

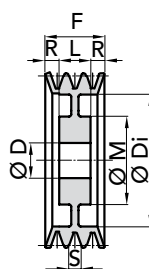




for LOCKING DEVICES

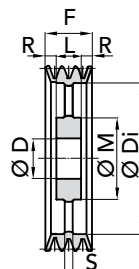
SPB TYPE

DISC



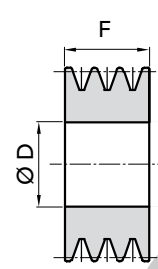
D

SPOKES

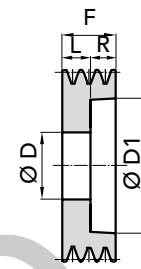


R

SOLID



P



P/1

Dp	P. NUMBER Ø 55 H8	P. NUMBER Ø 65 H8	P. NUMBER Ø 80 H8	N° GROOVES	EXEC.	F	L	Ø M	R	Ø Di	S	WEIGHT Kg.
190		91361901	91381902	1	P	25						3,50
			91381903	2	D	44	27		8,5	148	27	6,50
			91381904	3	D	63	27		18	148	27	7,00
			91381905	4	D	82	27		27,5	148	27	8,00
				5	D	101	27		37	148	27	9,00
200		91362001 91372002 91362003 91362004	91382001	1	P	25						4,00
			91382002	2	D	44	27	120	8,5	158	15	7,00
			91382003	3	D	63	27	120	18	158	15	8,00
			91382004	4	D	82	27	120	27,5	158	15	9,00
			91382005	5	D	101	27	120	37	158	15	10,0
			91382006	6	D	120	27	120	46,5	158	18	11,0
212		91362122 91362123 91362124	91382122	2	D	44	27	120	8,5	170	15	7,00
			91382123	3	D	63	27	120	18	170	15	8,50
			91382124	4	D	82	27	120	27,5	170	15	10,0
			91382125	5	D	101	27	120	37	170	15	11,0
225	91352253	91372252 91362253 91362254	91382252	2	D	44	27	120	8,5	183	15	7,70
			91382253	3	D	63	27	120	18	183	15	9,00
			91382254	4	D	82	27	120	27,5	183	15	10,5
			91382255	5	D	101	27	120	37	183	15	11,5
			91382256	6	D	120	27	120	46,5	183	18	13,0
240			91382403	3	D	63	27	120	18	198	16	11,0
250	91352501 91352502	91372502 91372503 91362504	91382502	1	D	25	25	130		208	16	6,20
			91382503	2	D	44	27	130	8,5	208	16	8,50
			91382504	3	D	63	27	130	18	208	16	11,0
			91382505	4	D	82	27	130	27,5	208	16	12,0
			91382506	5	D	101	27	130	37	208	16	18,0
				6	D	120	27	130	46,5	208	18	22,0
280			91382802	1	D	25	25	120		238	16	6,50
			91382803	2	D	44	27	120	8,5	238	16	10,0
			91382804	3	D	63	27	120	18	238	16	12,5
			91382805	4	D	82	27	120	27,5	238	16	14,0
				5	D	101	27	130	37	238	16	21,0
300	91353001		91383004	1	R	25	25	130		258	15	7,00
			91383005	4	R	82	27	130	27,5	258	20	16,0
				5	R	101	27	130	37	258	22	19,0
315		91363153	91383154	3	R	63	27	130	18	273	18	14,0
			91383155	4	R	82	27	130	27,5	273	20	20,0
				5	R	101	27	130	37	273	22	22,0
355	91353551			1	R	25	25	130		308	16	16,0

MATERIAL CAST-IRON

CAD drawings available on our site

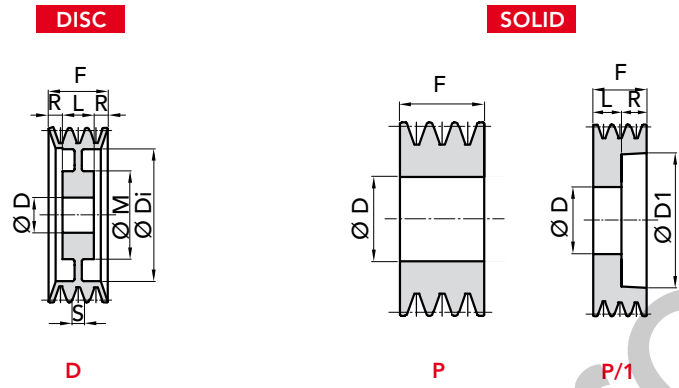
Quantity, availability and prices





for LOCKING DEVICES

SPC TYPE



Dp	P. NUMBER Ø 55 H8	P. NUMBER Ø 65 H8	P. NUMBER Ø 80 H8	N° GROOVES	EXEC.	F	L	Ø M	R	Ø Di	S	WEIGHT Kg.
160			91481603	3	P/1	85	27		58	103		2,60
190			91481903	3	P/1	85	27		58	133		2,90
225			91482253	3	D	85	27	120	29	168	25	3,40

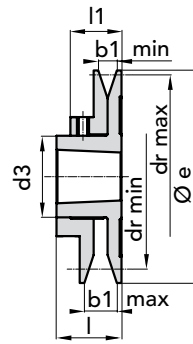
V-BELT PULLEYS for LOCKING DEVICES SPC

MATERIAL CAST-IRON

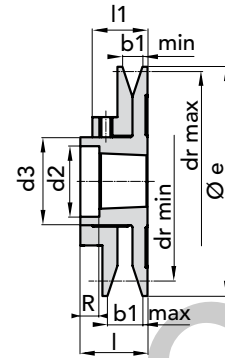
CAD drawings available on our site

Quantity, availability and prices





EXECUTION 1



EXECUTION 2

PULLEY TYPE	P. NUMBER	EXEC.	N° GROOVES	BUSHE	Ø e	l	l1	b1		dr		d2	d3	R	GRUB DIN 916 UNI 5929	SECTION BELT	WEIGHT Kg.
								min	max	min	max						
PRB - 93	90000931	2	1	1108	93	36,5	29	10	17,5	57	78	46	M60x2	13,5	No.4 M6x6	Z 10x6 A 13x8	0,86
PRB - 108	90001081	1	1	1215	108	38	30,5	10	17,5	68	92	-	M72x2	-	No.4 M6x6	Z 10x6 A 13x8 SPZ SPA	1,18
PRB - 120	90001201	1	1	1215	120	38	30,5	10	17,5	80	104	-	M72x2	-	No.4 M6x6	Z 10x6 A 13x8 SPZ SPA	1,46
PRB - 138	90001381	1	1	1615	138	38	30,5	10	17,5	98	122	-	M85x2	-	No.4 M6x6	Z 10x6 A 13x8 SPZ SPA	2,00
PRB - 160	90001601	2	1	1615	160	45	35,5	13	22,5	108	138	69	M85x2	6,5	No.4 M8x8	A 13x8 B 17x11 SPA SPB	3,04
PRB - 180	90001801	2	1	2012	180	45	35,5	13	22,5	128	158	87	M110x2	12,5	No.4 M8x8	A 13x8 B 17x11 SPA SPB	3,80
PRB - 200	90002001	2	1	2012	200	45	35,5	13	22,5	149	177	87	M110x2	12,5	No.4 M8x8	A 13x8 B 17x11 SPA SPB	4,75

MATERIAL **CAST-IRON G20**
UNI 5007

CAD drawings available on our site

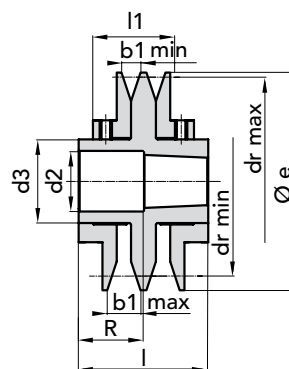
Quantity, availability and prices





ADJUSTABLE V-BELTS PULLEY PRB TYPE

53



EXECUTION 3

PULLEY TYPE	P. NUMBER	EXEC. N°	BUSHE GROOVES	Ø e	l	l1	b1		dr		d2	d3	R	GRUB DIN 916 UNI 5929	SECTION BELT	WEIGHT Kg.	
							min	max	min	max							
PRB2 - 108	90001082	3	2	1215	108	73	58	10	17,5	68	92	57	M72x2	34,5	No. 8 M6x6	Z 10x6 A 13x8 SPZ SPA	2,40
										70	100						
										75	93						
										76	102						
PRB2 - 120	90001202	3	2	1215	120	73	58	10	17,5	80	104	57	M72x2	34,5	No. 8 M6x6	Z 10x6 A 13x8 SPZ SPA	2,65
										82	112						
										87	105						
										88	114						
PRB2 - 138	90001382	3	2	1615	138	73	58	10	17,5	98	122	69	M85x2	34,5	No. 8 M6x6	Z 10x6 A 13x8 SPZ SPA	3,60
										100	130						
										105	123						
										106	132						
PRB2 - 160	90001602	3	2	1615	160	87	68	13	22,5	108	138	69	M85x2	48,5	No. 8 M8x8	A 13x8 B 17x11 SPA SPB	5,60
										112	150						
										114	140						
										117	153						
PRB2 - 180	90001802	3	2	2012	180	87	68	13	22,5	128	158	87	M110x2	54	No. 8 M8x8	A 13x8 B 17x11 SPA SPB	7,15
										132	170						
										134	160						
										137	173						
PRB2 - 200	90002002	3	2	2012	200	87	68	13	22,5	149	177	87	M110x2	54	No. 8 M8x8	A 13x8 B 17x11 SPA SPB	8,92
										152	190						
										155	179						
										159	193						

MATERIAL CAST-IRON G20
UNI 5007

CAD drawings available on our site

Quantity, availability and prices



ООО "Технодрайв" тел.: 8(863) 223-20-99

email: info@technodrive.net

http://technodrive.pro

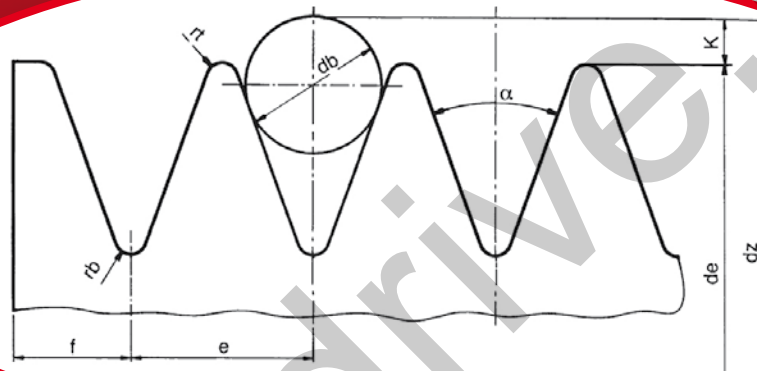


TYPES

Grooved pulleys designed for industrial transmissions are identified by reference to the dimensions and the groove pitch in the following types: **PPV-J – PPV-L**

PROFILE DIMENSIONS

The transverse profile dimensions of a grooved pulley are shown in the figure and in the table.



TABLE

TYPE	PPV-J	PPV-L
Grooves pitch e	2.34	4.70
Tolerance for e*	± 0.03	± 0.05
Sum of tolerances e**	± 0.30	± 0.30
Race angle α** ±0,5	40°	40°
rt min.	0.20	0.40
rb max	0.40	0.40
Diameter of the control sphere or roller db ± 0.01	1.50	3.50
2K** nominal	0.23	2.36
f min.	1.8	3.3

* = this tolerance applies to the distance between the axes of two consecutive grooves

** = the sum of all the tolerances "e" for all the races of each pulley must not exceed the value foreseen in the table

* = the axis of each groove must form a $90^\circ \pm 0.5^\circ$ angle with the pulley axis

** = K is not in relation to the pulley's nominal diameter but is measured from the position of the measurement sphere or roller.



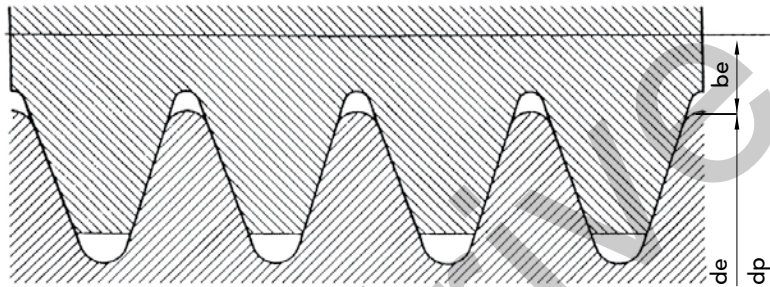
PITCH LINE DIAMETER

The position of a grooved belt in contact with the corresponding pulley is shown in cross-section in the figure.

The real pitch line diameter **dp** of a grooved pulley measured along the belt is slightly greater than the actual diameter **de** and the exact value depends on the type of belt used.

For the purposes of illustration, the table shows the value **be** normally adopted to calculate the transmission ratio.

In practice it is sufficient to use the actual diameter **de** to calculate the transmission ratio.



$$dp \approx de + 2be$$

TYPE	PPV-J	PPV-L
2 be	2	5

DESIGNATION

The designation includes the following details, in the order given: the "pulley" domination, the reference of the current standard, the number of grooves, the type and the actual diameter expressed in millimetres.

An example of the designation for a PPV-J type grooved pulley designed for industrial transmissions with 8 grooves and an actual diameter of 200mm

8 PPV-J 200

DEGREE OF FINISH OF THE GROOVES

The surface roughness of the grooves shall be Ra 3.2 in compliance with ISO 254.

MATERIALS

C45 UNI 7845

Pulleys are manufactured in steel.

BALANCING

UNI 4218 – ISO 1940

Pulleys prepared for a tapered bush are statically balanced within grade G.6.3.

It is possible to perform dynamic balancing, on request.

Dynamic balancing is essential for speeds exceeding 30 m/s.



DESIGN POWER CALCULATION

Make a note of the nominal power to be transmitted **P** (kw) (normally the nominal power of the electric motor), select the service factor **Co** based on the table and calculate the design power output **Pc** (kw) as follows: **Pc = Co x P**

Service factor (Co)

MOTOR TYPE

CLASS A

- Synchronous and asynchronous, squirrel cage, normal torque, alternating current motor.
- Shunt winding direct current motor
- Internal combustion engine (steady-state condition ³ 700 r.p.m.)
- Turbines

CLASS B

- Asynchronous, squirrel cage, high torque alternating current motor
- Compound winding direct current motor
- Internal combustion engine (steady-state condition ³ 700 r.p.m.)
- Clutches

TYPE OF MACHINE DRIVEN

Class A Motor

Class B Motor

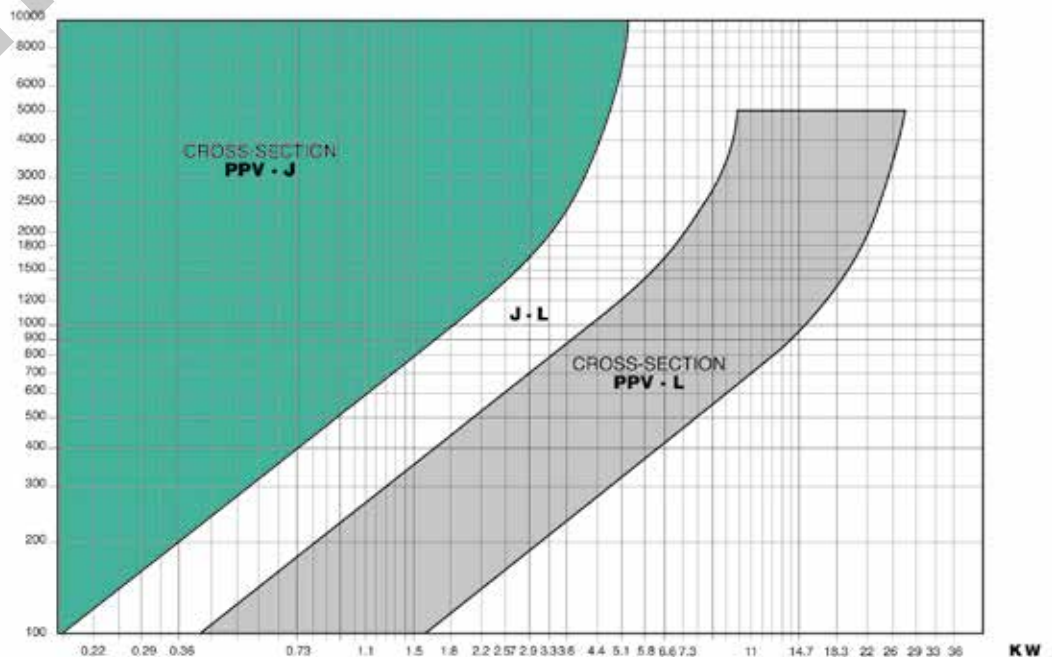
Number of daily operating hours

<10 10÷16 >16 <10 <10÷16 >16

• Liquid mixers • Blowers • Extractors • Centrifuge fans • Lightweight conveyors	1	1.1	1.2	1.1	1.2	1.3
• Mixers designed for pasty products • Blenders • Generators • Laundry machines • Machine tools	1.1	1.2	1.3	1.2	1.3	1.4
• Rotary compressors • Rotary pumps • Sieves • Heavyweight conveyors • Spraying systems • Dynamo • Bakery machines • Printing machines • Wood working machines • Axial fans • Brick making machines	1.2	1.3	1.4	1.3	1.4	1.5
• Piston compressors • Piston pumps • Crushers • Bucket elevators • Elevators • Paper making machines • Mills • Hoists	1.4	1.5	1.6	1.5	1.6	1.8
• Grinding machines • Crushing machines • Drainage systems • Calenders and extruders for rubber and plastics	1.6	1.7	1.8	1.7	1.8	2

CROSS-SECTION SELECTION

R.p.m. of smallest pulley The type of cross-section is selected by using the diagram shown below.

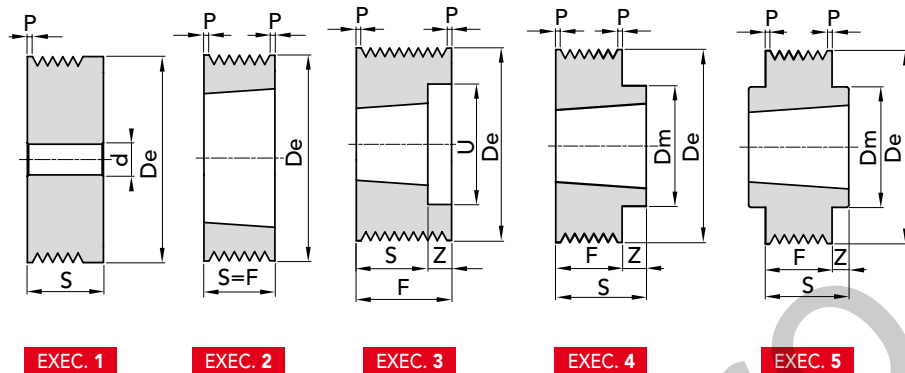




V-BELT PULLEYS PPV-J MICRO V DIMENSIONS

PPV-J TYPE pitch $2,34 \pm 0,025$

N° GROOVES	F±0.1	P
8	23	3.31
12	32.5	3.38
16	42	3.45



De	P. NUMBER	EXEC.	N° GROOVES	BUSHE	S	Z	Dm	U	d	WEIGHT Kg.
40	48108040	1	8	-	32	-	-	-	12	0,24
	48112040	1	12	-	41,5	-	-	-	12	0,31
	48116040	1	16	-	51	-	-	-	12	0,38
45	48108045	1	8	-	32	-	-	-	12	0,32
	48112045	1	12	-	41,5	-	-	-	12	0,41
	48116045	1	16	-	51	-	-	-	12	0,50
50	48108050	1	8	-	32	-	-	-	12	0,40
	48112050	1	12	-	41,5	-	-	-	12	0,52
	48116050	1	16	-	51	-	-	-	12	0,63
56	48108056	2	8	1108	23	-	-	-	-	0,39
	48112056	3	12	1108	23	9,5	-	40	-	0,65
	48116056	1	16	-	51	-	-	-	12	0,81
63	48108063	2	8	1108	23	-	-	-	-	0,50
	48112063	3	12	1108	23	9,5	-	46	-	0,39
	48116063	1	16	-	51	-	-	-	12	1,05
71	48108071	2	8	1108	23	-	-	-	-	0,64
	48112071	3	12	1108	23	9,5	-	46	-	0,57
	48116071	2	16	1215	42	-	-	55	-	0,63
75	48108075	2	8	1108	23	-	-	-	-	0,72
	48112075	3	12	1610	26	6,5	-	60	-	0,38
	48116075	3	16	1610	26	16	-	60	-	0,46
80	48108080	4	8	1610	26	3	70	-	-	0,41
	48112080	3	12	1610	26	6,5	-	60	-	0,52
	48116080	3	16	1610	26	16	-	60	-	0,64
85	48108085	4	8	1610	26	3	70	-	-	0,51
	48112085	3	12	1610	26	6,5	-	60	-	0,66
	48116085	3	16	1610	26	16	-	60	-	0,84
90	48108090	4	8	1610	26	3	70	-	-	0,62
	48112090	3	12	1610	26	6,5	-	74	-	0,76
	48116090	3	16	1610	26	16	-	74	-	0,87
95	48108095	4	8	1610	26	3	82	-	-	0,78
	48112095	3	12	1610	26	6,5	-	74	-	0,93
	48116095	3	16	1610	26	16	-	74	-	1,08
100	48108100	4	8	1610	26	3	82	-	-	0,90
	48112100	3	12	1610	26	6,5	-	74	-	1,10
	48116100	3	16	1610	26	16	-	74	-	1,32

De	P. NUMBER	EXEC.	N° GROOVES	BUSHE	S	Z	Dm	U	d	WEIGHT Kg.
106	48108106	4	8	1610	26	3	82	-	-	1,05
	48112106	3	12	1610	26	6,5	-	88	-	1,24
	48116106	3	16	1610	26	16	-	88	-	1,40
112	48108112	4	8	1610	26	3	90	-	-	1,25
	48112112	3	12	1610	26	6,5	-	88	-	1,47
	48116112	3	16	1610	26	16	-	88	-	1,70
118	48108118	4	8	1610	26	3	90	-	-	1,43
	48112118	3	12	2012	32	0,5	-	98	-	1,55
	48116118	3	16	2012	32	10	-	98	-	1,79
125	48108125	4	8	1610	26	3	90	-	-	1,64
	48112125	3	12	2012	32	0,5	-	98	-	1,90
	48116125	3	16	2012	32	10	-	98	-	2,18
132	48108132	4	8	1610	26	3	90	-	-	1,88
	48112132	3	12	2012	32	0,5	-	98	-	2,21
	48116132	3	16	2012	32	10	-	98	-	2,60
140	48108140	4	8	1610	26	3	90	-	-	1,60
	48112140	4	12	2517	45	12,5	120	-	-	7,10
	48116140	4	16	2517	45	3	120	-	-	9,60
160	48108160	5	8	2012	32	4,5	110	-	-	3,01
	48112160	4	12	2517	45	12,5	120	-	-	3,80
	48116160	4	16	2517	45	3	120	-	-	4,37
180	48108180	5	8	2012	32	4,5	110	-	-	3,92
	48112180	5	12	2517	45	6,25	120	-	-	5,03
	48116180	5	16	2517	45	1,5	120	-	-	5,97
200	48108200	5	8	2012	32	4,5	110	-	-	4,88
	48112200	5	12	2517	45	6,25	120	-	-	6,40
	48116200	5	16	2517	45	1,5	120	-	-	7,75
224	48108224	5	8	2012	32	4,5	110	-	-	6,17
	48112224	5	12	2517	45	6,25	120	-	-	8,29
	48116224	5	16	2517	45	1,5	120	-	-	10,10
250	48108250	5	8	2012	32	4,5	110	-	-	7,73
	48112250	5	12	2517	45	6,25	120	-	-	7,95
	48116250	5	16	2517	45	1,5	120	-	-	8,20

V-BELT PULLEYS PPV-J MICRO V DIMENSIONS



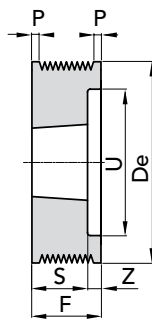


PPV-L TYPE

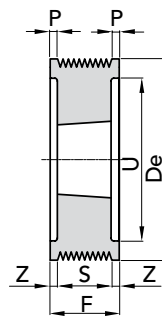
pitch $4,70 \pm 0,050$

N° GROOVES **F±0.1**

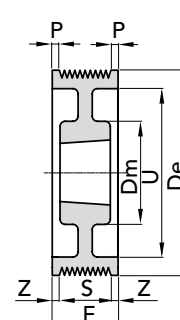
8	48	7.55
12	67	7.65
16	86	7.75



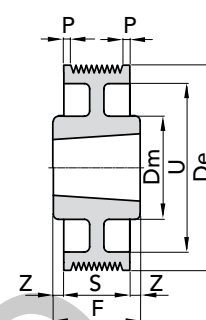
EXEC. 3



EXEC. 6



EXEC. 7



EXEC. 8

De	P. NUMBER	EXEC.	N° GROOVES	BUSHE	S	Z	Dm	U	WEIGHT Kg.
75	48208075	3	8	1210	26	22	-	56	0,66
	48212075	3	12	1215	42	25	-	56	0,97
80	48208080	3	8	1210	26	22	-	56	0,86
	48212080	3	12	1215	42	25	-	56	1,25
85	48208085	3	8	1210	26	22	-	61	1,00
	48212085	3	12	1215	42	25	-	61	1,47
	48216085	6	16	1215	42	22	-	61	1,76
90	48208090	3	8	1610	26	22	-	66	1,01
	48212090	3	12	1615	42	25	-	66	1,45
	48216090	6	16	1615	42	22	-	66	1,78
95	48208095	3	8	1610	26	22	-	71	1,16
	48212095	3	12	1615	42	25	-	71	1,71
	48216095	6	16	1615	42	22	-	71	2,02
100	48208100	3	8	1610	26	22	-	76	1,31
	48212100	3	12	2012	32	35	-	79	1,39
	48216100	6	16	2012	32	27	-	79	1,69
106	48208106	3	8	1610	26	22	-	82	1,53
	48212106	3	12	2012	32	35	-	82	1,76
	48216106	6	16	2012	32	27	-	82	2,12
112	48208112	3	8	1610	26	22	-	88	1,75
	48212112	3	12	2012	32	35	-	88	2,02
	48216112	6	16	2012	32	27	-	88	2,42
118	48208118	3	8	2012	32	16	-	94	1,88
	48212118	6	12	2517	45	11	-	97	1,96
	48216118	6	16	2517	45	20,5	-	97	2,31
125	48208125	3	8	2012	32	16	-	101	2,22
	48212125	6	12	2517	45	11	-	101	2,46
	48216125	6	16	2517	45	20,5	-	101	2,92
132	48208132	3	8	2012	32	16	-	108	2,54
	48212132	6	12	2517	45	11	-	108	2,97
	48216132	6	16	2517	45	20,5	-	108	3,44

De	P. NUMBER	EXEC.	N° GROOVES	BUSHE	S	Z	Dm	U	WEIGHT Kg.
140	48208140	3	8	2517	45	3	82	116	3,02
	48212140	6	12	2517	45	11	-	116	3,55
	48216140	6	16	2517	45	20,5	-	116	4,05
150	48208150	3	8	2517	45	3	-	126	3,75
	48212150	6	12	2517	45	11	-	126	4,30
	48216150	6	16	2517	45	20,5	-	126	4,85
160	48208160	3	8	2517	45	3	-	136	4,54
	48212160	6	12	2517	45	11	-	136	5,12
	48216160	6	16	3020	52	17	-	136	4,88
170	48208170	3	8	2517	45	3	-	146	5,35
	48212170	6	12	2517	45	11	-	146	6,03
	48216170	6	16	3020	52	17	-	146	5,96
180	48208180	7	8	2517	45	1,5	120	156	4,52
	48212180	7	12	2517	45	11	120	156	5,34
	48216180	6	16	3020	52	17	-	156	7,09
200	48208200	7	8	2517	45	1,5	120	176	5,07
	48212200	7	12	3020	52	7,5	146	176	6,99
	48216200	7	16	3020	52	17	146	176	7,92
224	48208224	7	8	2517	45	1,5	120	202	9,77
	48212224	7	12	3020	52	7,5	146	202	11,0
	48216224	7	16	3020	52	17	146	202	14,12
250	48208250	8	8	3020	52	2	146	228	13,12
	48212250	7	12	3020	52	7,5	146	228	15,60
	48216250	8	16	3535	89	1,5	178	228	16,13
280	48208280	8	8	3020	52	2	146	256	18,18
	48212280	7	12	3020	52	7,5	146	256	21,75
	48216280	8	16	3535	89	1,5	178	256	24,45
315	48208315	8	8	3020	52	2	146	285	24,82
	48212315	8	12	3535	89	11	178	285	42,64
	48216315	8	16	3535	89	1,5	178	285	35,34

CAD drawings available on our site

Quantity, availability and prices

