

La cinghia sincrona **PI BELT** a dentatura trapezoidale assicura, grazie ai denti che si ingranano individualmente, una trasmissione positiva, cioè senza slittamento. La leggerezza delle cinghie, la limitazione della tensione solo agli sforzi utili e l'assenza di dispositivo di lubrificazione permettono una semplificazione del progetto della trasmissione e della sua struttura. Queste caratteristiche comportano dei risparmi notevoli nei costi di costruzione e di manutenzione.

### Caratteristiche costruttive:

- Questa cinghia a dentatura trapezoidale standard è disponibile con profili MXL, XL, L, H, XH, XXH
  - Cavi di trazione in fibra di vetro elicoidale ad allungamento quasi nullo
  - Il rivestimento superiore elastico e flessibile protegge i cavi in fibra di vetro
  - La dentatura formata con la massima precisione consente un ingranamento ideale
  - Il rivestimento inferiore antiabrasione protegge la cinghia dai ripetuti contatti fra denti e pulegge
  - Il rivestimento riduce anche la rumorosità
  - Buona resistenza agli oli di uso comune ed alle temperature fra -25°C e +100°C
  - L'ingranamento in serie dei denti evita lo slittamento e le variazioni di velocità, con la garanzia di una trasmissione sincrona e positiva
  - L'assenza di contatto metallo/metallo e l'ingranamento flessibile dei denti riducono notevolmente la rumorosità del sistema
  - Conforme alla norma ISO 5296
- Certificate RoHS e Reach

### Applicazioni:

Il movimento positivo che limita la tensione agli sforzi utili, e la vasta gamma di potenze trasmesse dalle cinghie sincrone **PI BELT** consentono di ottenere dimensioni compatte e razionali e costi di manutenzione ridotti.

Il campo di applicazione delle cinghie **PI BELT** comprende tutte le trasmissioni industriali a movimento positivo, dall'utensileria portatile alle linee automatizzate ed alle macchine utensili o per la stampa.

### Il codice delle cinghie dentate è composto come segue:

**240 H 050** - 240 = Lunghezza primitiva (1/10pollici) - H = Passo - 050 = Larghezza (codice)

### Caratteristiche dimensionali nominali:

SEZIONE	ISO 5296	MXL	XL	L	H	XH	XXH
Passo	p (mm)	2,032	5,08	9,525	12,70	22,23	31,75
Base del dente	S (mm)	1,14	2,57	4,65	6,12	12,57	19,05
Altezza del dente	ht (mm)	0,51	1,27	1,91	2,29	6,35	9,53
Altezza della cinghia	hs (mm)	1,15	2,30	3,60	4,30	11,20	15,70
Tolleranza sulla larghezza manicotto		+ / - 5 %					
Massa lineare per larghezza di 25,4 mm	(g/m)	12	59	87	110	300	420

		<b>608 MXL</b>	<b>DO NOT CRIMP</b>
		<b>200 XL</b>	<b>DO NOT CRIMP</b>
		<b>540 L</b>	<b>DO NOT CRIMP</b>
		<b>1000 H</b>	<b>DO NOT CRIMP</b>
		<b>770 XH</b>	<b>DO NOT CRIMP</b>
		<b>1600 XXH</b>	<b>DO NOT CRIMP</b>

Thanks to the teeth that individually fit in a pulley, **PI BELT** synchronous belts assures, a precise positioning in a drive systems, without skid.

The limitation of the tension only to the useful efforts and the absence of device of lubrication, allow a simplification of the project of the transmission and his structure.

These characteristics involve some notable savings in the costs of construction and maintenance.

### Construction:

- Available in Imperial size MXL, XL, L, H, XH, XXH
- A hard wearing, flexible top surface protect tension cables
- Tension cables made in continuous helically glass fiber.
- Protective cover fabric with a low coefficient of friction ,in order to achieve minimum wear on the contact surfaces, and minimize noise
- Good resistance to oils and greases , and temperature between -25°C and + 100°C
- In line with ISO 5296 norm

RoHS and Reach certified

### Applications:

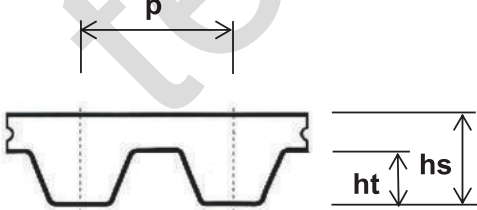
Low tensioning , absence of skid, and great range of size and power, can help you to obtain compact drive and low costs of maintenance. Application word of **PI BELT** timing belts include all industrials positive drivers, as machine tools, automatic lathe, piston pumps, compressors, mixing machines.







### Timing belt code is composed as follow:

**240 H 050** - 240 = Primitive lenght (1/10 inch) - H = Pitch - 050 = Width (code)

### Nominal dimension:

Section	ISO 5296	MXL	XL	L	H	XH	XXH
Pitch	p (mm)	2,032	5,08	9,525	12,70	22,23	31,75
Tooth base	S (mm)	1,14	2,57	4,65	6,12	12,57	19,05
Tooth depth	ht (mm)	0,51	1,27	1,91	2,29	6,35	9,53
Overall velt height	hs (mm)	1,15	2,30	3,60	4,30	11,20	15,70
Sleeve width tolerance		+ / - 5 %					
Weight for width 25,4 mm	(g/m)	12	59	87	110	300	420



	<b>608 MXL</b>	<b>DO NOT CRIMP</b>
	<b>200 XL</b>	<b>DO NOT CRIMP</b>
	<b>540 L</b>	<b>DO NOT CRIMP</b>
	<b>1000 H</b>	<b>DO NOT CRIMP</b>
	<b>770 XH</b>	<b>DO NOT CRIMP</b>
	<b>1600 XXH</b>	<b>DO NOT CRIMP</b>

**PROFILO MXL - PROFILE MXL**

Tipo Type	Lp mm	Denti Teeth	Larghezza manicotto Width sleeve	Manicotto Sleeve €/mm	L=3,17 Code 012 €/Cinghia/Belt	L=4,76 Code 019 €/Cinghia/Belt	L=6,35 Code 025 €/Cinghia/Belt	L=7,94 Code 031 €/Cinghia/Belt	L=9,40 Code 037 €/Cinghia/Belt
360 MXL	91,44	45	200	0,69	2,48	3,73	4,97	6,22	7,48
400 MXL	101,60	50	200	0,75	2,77	4,15	5,53	6,95	8,34
424 MXL	107,70	53	200	0,80	2,93	4,41	5,88	7,36	8,84
432 MXL	109,73	54	200	0,81	3,00	4,50	5,98	7,50	9,00
440 MXL	111,76	55	200	0,82	3,02	4,52	6,03	7,54	9,05
448 MXL	113,79	56	200	0,85	3,12	4,67	6,22	7,79	9,35
456 MXL	115,82	57	200	0,86	3,16	4,74	6,32	7,90	9,50
464 MXL	117,86	58	200	0,87	3,19	4,80	6,42	8,03	9,63
480 MXL	121,92	60	200	0,89	3,31	4,95	6,60	8,27	9,93
488 MXL	123,95	61	200	0,90	3,34	5,03	6,71	8,38	10,06
504 MXL	128,02	63	200	0,96	3,48	5,23	6,99	8,73	10,49
536 MXL	136,14	67	200	1,00	3,67	5,51	7,36	9,22	11,07
544 MXL	138,18	68	200	1,01	3,73	5,62	7,48	9,34	11,20
560 MXL	142,24	70	200	1,05	3,87	5,80	7,77	9,70	11,64
568 MXL	144,27	71	200	1,06	3,91	5,90	7,85	9,81	11,78
576 MXL	146,30	72	200	1,08	3,96	5,95	7,94	9,94	11,94
600 MXL	152,40	75	200	1,12	4,10	6,18	8,23	10,29	12,37
608 MXL	154,43	76	200	1,14	4,22	6,32	8,41	10,54	12,66
624 MXL	158,50	78	200	1,16	4,31	6,46	8,62	10,77	12,94
632 MXL	160,53	79	200	1,18	4,35	6,52	8,70	10,89	13,08
640 MXL	162,56	80	200	1,19	4,38	6,60	8,82	11,00	13,22
656 MXL	166,62	82	200	1,21	4,50	6,75	9,00	11,26	13,52
664 MXL	168,66	83	200	1,26	4,59	6,88	9,20	11,50	13,79
672 MXL	170,69	84	200	1,27	4,63	6,97	9,29	11,61	13,92
680 MXL	172,72	85	200	1,28	4,68	7,04	9,38	11,73	14,07
696 MXL	176,78	87	200	1,30	4,78	7,19	9,57	11,97	14,35
704 MXL	178,82	88	200	1,32	4,82	7,25	9,68	12,10	14,53
712 MXL	180,85	89	200	1,34	4,93	7,39	9,85	12,33	14,81
720 MXL	182,88	90	200	1,35	4,96	7,47	9,96	12,45	14,96
736 MXL	186,94	92	200	1,38	5,06	7,61	10,16	12,69	15,23
752 MXL	191,01	94	200	1,40	5,17	7,76	10,35	12,94	15,51
760 MXL	193,04	95	200	1,41	5,21	7,82	10,44	13,04	15,66
776 MXL	197,10	97	200	1,45	5,36	8,04	10,72	13,42	16,08
800 MXL	203,20	100	200	1,50	5,49	8,26	11,00	13,77	16,52
808 MXL	205,23	101	200	1,51	5,53	8,34	11,11	13,87	16,66
824 MXL	209,30	103	200	1,56	5,69	8,55	11,40	14,26	17,10
840 MXL	213,36	105	200	1,58	5,78	8,67	11,59	14,49	17,39
864 MXL	219,46	108	200	1,61	5,93	8,90	11,87	14,84	17,82
872 MXL	221,49	109	200	1,63	6,02	9,05	12,07	15,08	18,11

### PROFILO MXL - PROFILE MXL

Tipo Type	Lp mm	Denti Teeth	Larghezza manicotto Width sleeve	Manicotto Sleeve €/mm	L=3,17 Code 012 €/Cinghia/Belt	L=4,76 Code 019 €/Cinghia/Belt	L=6,35 Code 025 €/Cinghia/Belt	L=7,94 Code 031 €/Cinghia/Belt	L=9,40 Code 037 €/Cinghia/Belt
880 MXL	223,52	110	200	1,64	6,06	9,11	12,16	15,20	18,24
896 MXL	227,58	112	200	1,67	6,17	9,26	12,36	15,44	18,54
904 MXL	229,62	113	200	1,68	6,21	9,34	12,45	15,57	18,67
912 MXL	231,65	114	200	1,71	6,26	9,39	12,54	15,69	18,82
920 MXL	233,68	115	200	1,72	6,30	9,48	12,64	15,80	18,97
928 MXL	235,71	116	200	1,74	6,41	9,62	12,83	16,04	19,25
944 MXL	239,78	118	200	1,77	6,50	9,77	13,02	16,29	19,53
960 MXL	243,84	120	200	1,80	6,59	9,92	13,22	16,52	19,82
976 MXL	247,90	122	200	1,82	6,65	9,98	13,31	16,64	19,82
984 MXL	249,94	123	200	1,83	6,69	10,05	13,41	16,75	19,83
1000 MXL	254,00	125	200	1,84	6,74	10,12	13,52	16,88	19,98
1008 MXL	256,03	126	200	1,85	6,78	10,20	13,59	17,00	20,11
1040 MXL	264,16	130	200	1,86	6,83	10,26	13,69	17,12	20,26
1056 MXL	268,22	132	200	1,87	6,88	10,34	13,79	17,23	20,40
1064 MXL	270,26	133	200	1,88	6,94	10,42	13,87	17,36	20,54
1080 MXL	274,32	135	200	1,89	6,98	10,48	13,99	17,48	20,70
1120 MXL	284,48	140	200	1,90	7,04	10,55	14,07	17,61	21,12
1136 MXL	288,54	142	200	1,90	7,04	10,55	14,07	17,61	21,12
1184 MXL	300,74	148	200	1,99	7,32	10,98	14,63	18,32	21,98
1200 MXL	304,80	150	440	2,01	7,40	11,13	14,84	18,57	22,26
1224 MXL	310,90	153	440	2,06	7,56	11,34	15,13	18,91	22,70
1240 MXL	314,96	155	440	2,08	7,64	11,47	15,32	19,16	22,98
1280 MXL	325,12	160	440	2,14	7,89	11,85	15,79	19,76	23,70
1296 MXL	329,18	162	440	2,17	7,97	11,98	15,98	19,99	24,00
1320 MXL	335,28	165	440	2,20	8,12	12,21	16,28	20,35	24,42
1360 MXL	345,44	170	440	2,28	8,37	12,55	16,75	20,95	25,15
1400 MXL	355,60	175	440	2,35	8,65	12,98	17,33	21,66	26,01
1440 MXL	365,76	180	440	2,42	8,89	13,34	17,80	22,26	26,73
1472 MXL	373,89	184	440	2,46	9,09	13,62	18,19	22,74	27,29
1520 MXL	386,08	190	440	2,55	9,37	14,06	18,77	23,45	28,16
1600 MXL	406,40	200	440	2,68	9,84	14,78	19,73	24,66	29,59
1680 MXL	426,72	210	440	2,82	10,38	15,58	20,77	25,98	31,18
1768 MXL	449,07	221	440	2,96	10,89	16,37	21,83	27,29	32,75
1800 MXL	457,20	225	440	3,02	11,10	16,65	22,21	27,77	33,34
1888 MXL	479,55	236	440	3,17	11,66	17,50	23,36	29,20	35,06
1912 MXL	485,65	239	440	3,20	11,81	17,73	23,64	29,57	35,50
1920 MXL	487,68	240	440	3,23	11,88	17,84	23,80	29,75	35,71
1960 MXL	497,83	245	440	3,23	11,88	17,84	23,80	29,75	35,71
2048 MXL	520,19	256	440	3,23	11,90	17,88	23,84	29,80	35,79



**PROFILO XL - PROFILE XL**

Tipo Type	Lp mm	Denti Teeth	Larghezza manicotto Width sleeve	Manicotto Sleeve €/mm	L=6,35 Code 025 €/Cinghia/Belt	L=9,40 Code 037 €/Cinghia/Belt	L=12,7 Code 050 €/Cinghia/Belt		
60 XL	152,40	30	200	0,38	2,78	4,10	5,53		
70 XL	177,80	35	200	0,44	3,16	4,68	6,32		
80 XL	203,20	40	200	0,49	3,63	5,39	7,28		
90 XL	228,60	45	200	0,55	4,12	6,10	8,23		
100 XL	254,00	50	440	0,62	4,60	6,80	9,20		
102 XL	259,08	51	440	0,63	4,69	6,95	9,38		
106 XL	269,24	53	440	0,67	4,90	7,23	9,77		
110 XL	279,40	55	440	0,70	5,06	7,52	10,16		
112 XL	284,48	56	440	0,71	5,18	7,65	10,35		
120 XL	304,80	60	440	0,74	5,46	8,09	10,92		
124 XL	314,96	62	440	0,77	5,65	8,36	11,29		
130 XL	330,20	65	440	0,81	5,94	8,80	11,87		
140 XL	355,60	70	440	0,87	6,42	9,51	12,83		
150 XL	381,00	75	440	0,93	6,88	10,21	13,79		
156 XL	396,24	78	440	0,98	7,19	10,64	14,35		
160 XL	406,40	80	440	1,00	7,36	10,92	14,75		
164 XL	416,56	82	440	1,02	7,55	11,19	15,11		
170 XL	431,80	85	440	1,05	7,77	11,47	15,50		
180 XL	457,20	90	440	1,12	8,23	12,19	16,47		
182 XL	462,28	91	440	1,13	8,34	12,33	16,66		
184 XL	467,36	92	440	1,14	8,41	12,47	16,85		
190 XL	482,60	95	440	1,16	8,62	12,74	17,23		
192 XL	487,70	96	440	1,18	8,70	12,90	17,43		
198 XL	502,92	99	440	1,21	9,00	13,32	18,01		
200 XL	508,00	100	440	1,24	9,10	13,46	18,19		
202 XL	513,08	101	440	1,26	9,20	13,60	18,38		
210 XL	533,40	105	440	1,27	9,29	13,76	18,58		
220 XL	558,80	110	440	1,28	9,38	13,88	18,77		
230 XL	584,20	115	440	1,33	9,77	14,46	19,53		
234 XL	594,36	117	440	1,35	9,93	14,70	19,84		
240 XL	609,60	120	440	1,38	10,16	15,03	20,30		
250 XL	635,00	125	440	1,40	10,35	15,31	20,68		
260 XL	660,40	130	440	1,41	10,44	15,45	20,88		
270 XL	685,80	135	440	1,42	10,52	15,59	21,07		
276 XL	701,04	138	440	1,44	10,64	15,72	21,26		
280 XL	711,20	140	440	1,46	10,82	16,02	21,64		
290 XL	736,60	145	440	1,53	11,20	16,59	22,41		
300 XL	762,00	150	440	1,58	11,59	17,15	23,17		
316 XL	802,64	158	440	1,64	12,16	18,01	24,32		
320 XL	812,80	160	440	1,67	12,36	18,30	24,70		



### PROFILO XL - PROFILE XL

Tipo Type	Lp mm	Denti Teeth	Larghezza manicotto Width sleeve	Manicotto Sleeve €/mm	L=6,35 Code 025 €/Cinghia/Belt	L=9,40 Code 037 €/Cinghia/Belt	L=12,7 Code 050 €/Cinghia/Belt		
330 XL	838,20	165	440	1,73	12,73	18,86	25,46		
340 XL	863,60	170	440	1,78	13,12	19,41	26,24		
344 XL	873,76	172	440	1,82	13,31	19,71	26,61		
350 XL	889,00	175	440	1,84	13,52	19,98	27,00		
360 XL	914,40	180	440	1,88	13,87	20,54	27,76		
390 XL	990,60	195	440	2,05	15,03	22,25	30,06		
434 XL	1102,36	217	440	2,28	16,75	24,80	33,52		

### PROFILO L - PROFILE L

Tipo Type	Lp mm	Denti Teeth	Larghezza manicotto Width sleeve	Manicotto Sleeve €/mm	L=12,7 Code 050 €/Cinghia/Belt	L=19,05 Code 075 €/Cinghia/Belt	L=25,4 Code 100 €/Cinghia/Belt		
67 L	171,43	18	200	0,43	6,16	9,22	12,29		
98 L**	247,62	26	200	0,60					
100 L**	257,15	27	450	0,62					
109 L	276,20	29	440	0,69	10,02	15,03	20,02		
113 L**	285,72	30	440	0,71					
120 L**	304,77	32	440	0,74					
124 L	314,30	33	440	0,76	11,29	16,95	22,59		
130 L**	333,34	35	440	0,81					
135 L	342,86	36	440	0,84	12,29	18,44	24,60		
143 L	361,91	38	440	0,88	13,00	19,50	25,99		
150 L	381,00	40	440	0,92	13,59	20,39	27,20		
154 L	390,48	41	440	0,96	14,06	21,08	28,11		
158 L	400,01	42	440	0,98	14,39	21,61	28,82		
160 L	409,53	43	440	1,00	14,75	22,13	29,49		
165 L	419,06	44	440	1,03	15,06	22,69	30,11		
169 L	429,26	45	440	1,04	15,32	22,97	30,63		
173 L	438,15	46	440	1,06	15,70	23,56	31,40		
177 L	447,63	47	440	1,10	16,16	24,25	32,33		
180 L	457,15	48	440	1,12	16,52	24,77	33,02		
185 L	466,68	49	440	1,13	16,70	25,03	33,37		
187 L	476,30	50	440	1,15	17,04	25,57	34,08		
191 L	485,72	51	440	1,18	17,39	26,08	34,79		
195 L	495,25	52	440	1,20	17,74	26,60	35,48		
200 L**	504,77	53	440	1,24					
203 L	514,35	54	440	1,26	18,38	27,57	36,77		
206 L	523,82	55	440	1,28	18,74	28,08	37,46		
210 L	533,40	56	440	1,30	19,15	28,71	38,30		
214 L**	542,87	57	440	1,33					

\* NON a stock-chiedere tempi di consegna  
\*\* NOT in stock. Ask for delivery time

### PROFILO L - PROFILE L

Tipo Type	Lp mm	Denti Teeth	Larghezza manicotto Width sleeve	Manicotto Sleeve €/mm	L=12,7 Code 050 €/Cinghia/Belt	L=19,05 Code 075 €/Cinghia/Belt	L=25,4 Code 100 €/Cinghia/Belt		
217 L	552,39	58	440	1,35	19,84	29,78	39,70		
220 L **	561,92	59	440	1,36					
225 L	571,50	60	440	1,39	20,49	30,73	40,99		
232 L	590,49	62	440	1,44	21,27	31,89	42,50		
236 L	600,01	63	440	1,45	21,42	32,16	42,87		
240 L	609,60	64	440	1,48	21,83	32,74	43,65		
244 L	619,06	65	440	1,51	22,13	33,21	44,27		
248 L **	628,58	66	440	1,54					
250 L	638,11	67	440	1,57	23,00	34,53	46,03		
255 L	647,70	68	440	1,58	23,17	34,77	46,33		
259 L	657,16	69	440	1,60	23,51	35,39	47,02		
263 L	666,68	70	440	1,62	23,92	35,89	47,69		
270 L	685,80	72	440	1,67	24,70	37,06	49,41		
275 L	695,25	73	440	1,68	24,95	37,42	49,90		
277 L **	704,78	74	440	1,72					
280 L	714,30	75	440	1,74	25,65	38,47	51,30		
285 L	723,90	76	440	1,77	26,04	39,05	52,08		
300 L	762,00	80	440	1,86	27,39	41,07	54,77		
304 L	771,44	81	440	1,88	27,76	41,63	55,50		
315 L	800,02	84	440	1,96	28,82	43,21	57,63		
320 L	809,54	85	440	1,98	29,16	43,74	58,33		
322 L	819,06	86	440	2,00	29,49	44,23	58,97		
330 L	838,11	88	440	2,05	30,04	45,06	60,08		
334 L	847,64	89	440	2,07	30,39	45,59	60,79		
337 L	857,16	90	440	2,09	30,74	46,11	61,48		
341 L	866,68	91	440	2,11	31,10	46,63	62,19		
345 L	876,21	92	440	2,11	31,03	46,53	62,04		
352 L	895,26	94	440	2,11	31,10	46,63	62,19		
360 L	914,30	96	440	2,11	31,10	46,65	62,19		
367 L	933,35	98	440	2,12	31,20	46,81	62,43		
371 L **	942,88	99	440	2,12					
375 L	952,40	100	440	2,12	31,27	46,90	62,54		
382 L **	971,45	102	440	2,13	0,00	0,00	0,00		
387 L	980,97	103	440	2,13	31,44	47,17	62,90		
390 L	990,50	104	440	2,14	31,61	47,39	63,20		
394 L	1000,02	105	440	2,14	31,63	47,43	63,24		
397 L	1009,54	106	440	2,16	31,93	47,89	63,85		
405 L	1028,59	108	440	2,17	31,97	47,95	63,96		
408 L **	1038,12	109	440	2,18					

\*\* NON a stock-chiedere tempi di consegna  
\*\* NOT in stock. Ask for delivery time



### PROFILO L - PROFILE L

Tipo Type	Lp mm	Denti Teeth	Larghezza manicotto Width sleeve	Manicotto Sleeve €/mm	L=12,7 Code 050 €/Cinghia/Belt	L=19,05 Code 075 €/Cinghia/Belt	L=25,4 Code 100 €/Cinghia/Belt		
412 L	1047,64	110	440	2,20	32,49	48,74	65,00		
420 L	1066,69	112	440	2,25	33,13	49,69	66,26		
427 L**	1085,74	114	440	2,29					
430 L**	1095,26	115	440	2,32					
435 L	1104,78	116	440	2,33	34,27	51,38	68,50		
439 L**	1114,31	117	440	2,35					
442 L**	1123,83	118	440	2,36					
450 L	1142,88	120	440	2,41	35,42	53,14	70,86		
453 L	1152,40	121	440	2,43	35,84	53,76	71,69		
461 L**	1171,45	123	440	2,46					
465 L	1180,98	124	440	2,49	36,72	55,07	73,43		
480 L	1219,07	128	440	2,58	37,92	56,86	75,83		
495 L**	1257,17	132	440	2,65					
500 L	1266,69	133	440	2,68	39,53	59,29	79,04		
510 L	1295,26	136	440	2,72	40,22	60,33	80,41		
525 L**	1333,36	140	440	2,80					
540 L	1371,46	144	440	2,90	42,70	64,06	85,39		
548 L	1390,50	146	440	2,93	43,21	64,82	86,44		
550 L	1400,03	147	440	2,94	43,39	65,09	86,79		
555 L**	1409,55	148	440	2,98					
570 L	1447,65	152	440	3,05	44,97	67,45	89,95		
574 L	1457,17	153	440	3,07	45,15	67,71	90,30		
581 L**	1476,22	155	440	3,13					
585 L**	1485,74	156	440	3,14					
600 L	1523,84	160	440	3,20	47,30	70,93	94,61		
619 L**	1571,46	165	440	3,32					
630 L	1600,03	168	440	3,37	49,71	74,58	99,43		
634 L	1609,56	169	440	3,39	50,02	75,03	100,96		
660 L	1676,22	176	440	3,54	52,00	77,99	104,00		
694 L**	1761,94	185	440	3,72					
697 L	1771,46	186	440	3,73	54,95	82,43	109,91		
720 L	1828,61	192	440	3,86	56,93	85,38	113,83		
728 L	1847,66	194	440	3,89	57,45	86,16	114,90		
731 L**	1857,18	195	440	3,90					
765 L	1942,90	204	440	4,09	60,26	90,39	120,52		
769 L**	1952,42	205	440	4,12					
780 L	1980,99	208	440	4,17	61,43	92,16	122,91		
817 L	2076,23	218	440	4,37	64,47	96,71	128,95		
863 L	2190,52	230	440	4,61	68,02	102,03	136,05		

\*\* NON a stock-chiedere tempi di consegna  
\*\* NOT in stock. Ask for delivery time

**PROFILO L - PROFILE L**

Tipo Type	Lp mm	Denti Teeth	Larghezza manicotto Width sleeve	Manicotto Sleeve €/mm	L=12,7 Code 050 €/Cinghia/Belt	L=19,05 Code 075 €/Cinghia/Belt	L=25,4 Code 100 €/Cinghia/Belt		
881 L**	2238,14	235	440	4,72					
900 L**	2285,76	240	440	4,82					
915 L	2323,86	244	440	4,91	72,21	108,31	144,41		
934 L**	2371,48	249	440	5,01					
994 L**	2523,86	265	440	5,32					
1028 L**	2609,58	274	440	5,49					
1043 L**	2647,67	278	440	5,60					
1148 L**	2914,34	306	440	6,16					
1192 L**	3028,63	318	440	6,39					
1406 L**	3571,50	375	440	7,54					
1418 L**	3600,07	378	440	7,59					
1675 L**	4257,23	447	440	8,99					

\*\*NON a stock-chiedere tempi di consegna \*\* NOT in stock. Ask for delivery time

**PROFILO H - PROFILE H**

Tipo Type	Lp mm	Denti Teeth	Larghezza manicotto Width sleeve	Manicotto Sleeve €/mm	L=19,05 Code 075 €/Cinghia/Belt	L=25,4 Code 100 €/Cinghia/Belt	L=38,1 Code 150 €/Cinghia/Belt	L=50,8 Code 200 €/Cinghia/Belt	L=76,2 Code 300 €/Cinghia/Belt
145 H**	368,30	29	440	0,85					
185 H**	469,90	37	440	1,08					
200 H**	508,00	40	440	1,16					
210 H	533,40	42	440	1,21	26,87	35,85	53,76	71,68	107,52
220 H	558,80	44	440	1,29	28,45	37,41	56,93	75,89	113,83
225 H	571,50	45	440	1,32	29,10	38,26	58,22	77,62	116,42
230 H**	584,20	46	440	1,34					
240 H	609,60	48	440	1,40	31,03	41,35	62,04	82,72	124,07
250 H**	635,00	50	440	1,45					
255 H	647,70	51	440	1,50	33,03	44,04	66,06	88,09	132,13
260 H**	660,40	52	440	1,53					
270 H	685,80	54	440	1,58	34,77	46,33	69,50	92,68	139,02
280 H	711,20	56	440	1,63	36,11	48,13	72,21	96,27	144,40
285 H**	723,90	57	440	1,66					
290 H	736,60	58	440	1,68	37,48	49,98	74,95	99,72	149,93
300 H	762,00	60	440	1,75	38,77	51,71	77,54	103,40	155,11
310 H	787,40	62	440	1,82	40,05	52,66	80,11	106,81	160,22
315 H**	800,10	63	440	1,85					
320 H	812,80	64	440	1,87	41,36	54,37	82,74	110,33	165,50
325 H**	825,50	65	440	1,89					
330 H	838,20	66	440	1,91	42,50	56,69	85,02	113,35	170,04
335 H	850,90	67	440	1,97	43,37	57,00	86,83	115,63	173,43
340 H	863,60	68	440	1,99	44,01	57,86	88,03	117,35	176,02

### PROFILO H - PROFILE H

Tipo Type	Lp mm	Denti Teeth	Larghezza manicotto Width sleeve	Manicotto Sleeve €/mm	L=19,05 Code 075 €/Cinghia/Belt	L=25,4 Code 100 €/Cinghia/Belt	L=38,1 Code 150 €/Cinghia/Belt	L=50,8 Code 200 €/Cinghia/Belt	L=76,2 Code 300 €/Cinghia/Belt
350 H	889,00	70	440	2,06	45,33	60,42	90,65	120,86	181,29
355 H	901,70	71	440	2,08	45,98	61,29	91,95	122,58	183,88
360 H	914,40	72	440	2,11	46,53	62,04	93,06	124,07	186,12
365 H	927,10	73	440	2,13	47,17	62,90	94,35	125,80	188,71
370 H	939,80	74	440	2,16	47,69	63,60	95,39	127,18	190,79
375 H	952,50	75	440	2,19	48,45	64,49	96,74	128,98	193,47
380 H	965,20	76	440	2,22	49,02	65,35	98,03	130,70	196,05
385 H**	977,90	77	440	2,23					
390 H	990,60	78	440	2,25	49,69	66,26	99,39	132,52	198,75
395 H	1003,30	79	440	2,27	50,08	65,81	100,13	133,52	200,27
400 H	1016,00	80	440	2,28	50,34	67,10	100,66	134,21	201,32
405 H	1028,70	81	440	2,28	50,97	67,94	101,92	135,89	203,84
410 H	1041,40	82	440	2,29	50,60	67,45	101,19	134,92	202,37
415 H	1054,10	83	440	2,29	50,60	66,51	101,19	134,92	202,37
420 H	1066,80	84	440	2,31	50,84	67,78	101,68	135,56	203,35
425 H	1079,50	85	440	2,32	51,19	68,58	102,89	137,19	205,77
430 H	1092,20	86	440	2,33	51,42	68,56	102,82	137,10	205,65
435 H	1104,90	87	440	2,34	52,01	69,36	104,02	138,69	208,04
440 H	1117,60	88	440	2,36	52,18	68,59	104,35	139,14	208,71
445 H	1130,30	89	440	2,40	52,77	69,37	105,54	140,72	211,08
450 H	1143,00	90	440	2,42	53,42	71,23	106,84	142,46	213,70
460 H	1168,40	92	440	2,46	54,55	71,71	109,09	145,45	218,19
465 H	1181,10	93	440	2,49	55,07	73,43	110,15	146,87	220,30
470 H	1193,80	94	440	2,52	55,61	74,13	111,21	148,26	222,39
475 H	1206,50	95	440	2,55	56,20	74,92	112,39	149,84	224,75
480 H	1219,20	96	440	2,58	56,86	75,83	113,76	151,66	227,49
485 H	1231,90	97	440	2,62	57,45	76,62	114,94	153,24	229,86
490 H**	1244,60	98	440	2,64					
500 H	1270,00	100	440	2,69	59,55	78,27	119,09	158,81	238,22
505 H	1282,70	101	440	2,71	60,14	79,05	120,29	160,40	240,60
510 H	1295,40	102	440	2,75	60,61	80,82	121,20	161,63	242,43
515 H	1308,10	103	440	2,77	61,20	81,61	122,39	163,21	244,82
520 H	1320,80	104	440	2,79	61,67	81,06	123,32	164,42	246,65
525 H	1333,50	105	440	2,82	62,26	81,84	124,51	166,00	249,02
530 H	1346,20	106	440	2,86	62,98	82,74	125,96	167,94	251,92
540 H	1371,60	108	440	2,90	64,06	85,39	128,11	170,81	256,19
550 H	1397,00	110	440	2,94	65,09	86,78	130,17	173,57	260,34
560 H	1422,40	112	440	3,02	66,62	88,86	133,28	177,68	266,56
565 H	1435,10	113	440	3,04	67,22	89,65	134,46	179,28	268,94

**PROFILO H - PROFILE H**

Tipo Type	Lp mm	Denti Teeth	Larghezza manicotto Width sleeve	Manicotto Sleeve €/mm	L=19,05 Code 075 €/Cinghia/Belt	L=25,4 Code 100 €/Cinghia/Belt	L=38,1 Code 150 €/Cinghia/Belt	L=50,8 Code 200 €/Cinghia/Belt	L=76,2 Code 300 €/Cinghia/Belt
570 H	1447,80	114	440	3,07	67,78	90,39	135,56	180,77	271,15
580 H	1473,20	116	440	3,13	69,04	92,05	138,08	184,11	276,16
585 H	1485,90	117	440	3,15	69,63	92,84	139,27	185,70	278,54
590 H	1498,60	118	440	3,17	70,22	93,63	140,45	187,29	280,92
600 H	1524,00	120	440	3,22	71,23	94,97	142,46	189,94	284,93
605 H	1536,70	121	440	3,26	71,83	95,76	143,64	191,53	287,30
610 H	1549,40	122	440	3,28	72,47	95,24	144,93	193,24	289,86
615 H	1562,10	123	440	3,31	72,99	97,33	145,98	194,65	291,97
625 H	1587,50	125	440	3,35	74,17	98,91	148,36	197,81	296,71
630 H	1600,20	126	440	3,39	74,96	99,95	149,93	199,90	299,85
640 H	1625,60	128	440	3,44	76,16	101,55	152,31	203,08	304,63
650 H	1651,00	130	440	3,49	77,26	103,02	154,52	206,04	309,06
660 H	1676,40	132	440	3,56	78,42	104,55	156,84	209,10	313,65
670 H	1701,80	134	440	3,60	79,57	106,10	159,17	212,21	318,31
675 H	1714,50	135	440	3,62	80,16	106,89	160,36	213,79	320,68
680 H	1727,20	136	440	3,64	80,70	107,61	161,43	215,23	322,84
690 H**	1752,60	138	440	3,71					
700 H	1778,00	140	440	3,76	83,00	110,67	166,03	221,36	332,03
710 H	1803,40	142	440	3,82	84,32	110,84	168,66	224,87	337,28
720 H	1828,80	144	440	3,87	85,51	112,40	171,03	228,03	342,04
725 H	1841,50	145	440	3,89	86,16	114,90	172,34	229,78	344,69
730 H	1854,20	146	440	3,91	86,76	115,66	173,48	231,31	346,96
740 H	1879,60	148	440	3,99	87,94	117,24	175,86	234,48	351,72
750 H	1905,00	150	440	4,04	89,03	118,73	178,09	237,44	356,16
760 H	1930,40	152	440	4,08	90,22	119,60	180,46	240,61	360,91
770 H	1955,80	154	440	4,13	91,44	120,18	182,87	243,84	365,76
780 H	1981,20	156	440	4,21	92,62	121,74	185,24	247,00	370,51
790 H	2006,60	158	440	4,25	93,81	123,30	187,62	250,16	375,26
800 H	2032,00	160	440	4,31	95,08	126,78	190,14	253,52	380,29
810 H	2057,40	162	440	4,35	96,26	128,36	192,52	256,69	385,04
820 H	2082,80	164	440	4,41	97,50	129,94	195,01	260,00	389,99
830 H	2108,20	166	440	4,47	98,69	131,27	197,39	263,17	394,74
840 H	2133,60	168	440	4,51	99,63	132,85	199,26	265,69	398,52
850 H	2159,00	170	440	4,57	100,82	134,43	201,64	268,85	403,26
860 H	2184,40	172	440	4,62	102,24	136,32	204,47	272,64	408,97
880 H	2235,20	176	440	4,74	104,62	137,51	209,23	278,97	418,46
900 H	2286,00	180	440	4,83	106,84	142,46	213,70	284,93	427,40
920 H	2336,80	184	440	4,94	109,09	145,45	218,19	290,92	436,37
930 H	2362,20	186	440	5,01	110,27	147,04	220,56	294,08	441,12

**PROFILO H - PROFILE H**

Typo Type	Lp mm	Denti Teeth	Larghezza manicotto Width sleeve	Manicotto Sleeve €/mm	L=19,05 Code 075 €/Cinghia/Belt	L=25,4 Code 100 €/Cinghia/Belt	L=38,1 Code 150 €/Cinghia/Belt	L=50,8 Code 200 €/Cinghia/Belt	L=76,2 Code 300 €/Cinghia/Belt
950 H	2413,00	190	440	5,10	112,88	150,51	225,76	301,01	451,52
960 H	2438,40	192	440	5,17	114,07	152,09	228,14	304,18	456,27
980 H	2489,20	196	440	5,25	116,45	155,26	232,90	310,51	465,77
985 H	2501,90	197	440	5,29	117,04	156,05	234,08	312,09	468,16
1000 H	2540,00	200	440	5,38	118,61	158,16	237,26	316,33	474,51
1020 H	2590,80	204	440	5,48	121,21	159,33	242,43	323,23	484,86
1050 H	2667,00	210	440	5,65	124,78	164,02	249,57	332,74	499,12
1070 H	2717,80	214	440	5,74	127,16	167,14	254,32	339,07	508,62
1100 H	2794,00	220	440	5,92	130,69	174,25	261,38	348,49	522,76
1120 H	2844,80	224	440	6,02	133,00	177,33	265,98	354,64	531,93
1130 H	2870,20	226	440	6,06	134,18	178,91	268,35	357,80	536,68
1140 H	2895,60	228	440	6,13	135,28	180,38	270,56	360,76	541,13
1150 H	2921,00	230	440	6,19	136,73	182,29	273,44	364,59	546,89
1160 H	2946,40	232	440	6,23	137,91	183,87	275,82	367,76	551,65
1175 H	2984,50	235	440	6,32	139,69	186,25	279,39	372,52	558,78
1180 H	2997,20	236	440	6,34	140,19	186,91	280,58	373,83	560,74
1200 H	3048,00	240	440	6,45	142,56	190,08	285,12	380,16	570,24
1250 H	3175,00	250	440	6,73	148,50	198,00	296,98	395,98	594,00
1260 H	3200,40	252	440	6,77	149,69	199,58	299,35	399,15	598,75
1270 H	3225,80	254	440	6,82	150,73	198,13	301,45	401,94	602,91
1300 H	3302,00	260	440	6,99	154,29	202,81	308,58	411,43	617,15
1325 H	3365,50	265	440	7,11	157,26	209,67	314,52	419,35	629,01
1350 H	3429,00	270	440	7,25	160,20	213,63	320,43	427,24	640,85
1400 H	3556,00	280	440	7,53	166,31	221,74	332,60	443,49	665,22
1440 H	3657,60	288	440	7,74	171,06	228,07	342,11	456,15	684,23
1450 H	3683,00	290	440	7,80	172,34	229,79	344,67	459,57	689,34
1500 H	3810,00	300	440	8,07	178,13	237,52	356,27	475,02	712,54
1510 H	3835,40	302	440	8,11	179,32	239,10	358,64	478,19	717,29
1535 H	3898,90	307	440	8,26	182,42	239,76	364,82	486,45	729,64
1550 H	3937,00	310	440	8,34	184,19	242,10	368,39	491,20	736,78
1560 H	3962,40	312	440	8,38	185,39	243,66	370,76	494,37	741,53
1600 H	4064,00	320	440	8,61	190,26	253,68	380,50	507,34	761,02
1630 H	4140,20	326	440	8,77	193,82	258,43	387,64	516,86	775,29
1660 H	4216,40	332	440	8,91	197,39	263,18	394,77	526,38	789,56
1700 H	4318,00	340	440	9,13	201,93	269,22	403,83	538,45	807,70
1765 H	4483,10	353	440	9,48	209,57	279,42	419,13	558,84	838,27
1855 H	4711,70	371	440	9,97	220,26	293,68	440,50	587,34	881,02
1920 H	4876,80	384	440	10,31	227,98	303,96	455,94	607,91	911,88
2010 H	5105,40	402	440	10,81	238,66	318,21	477,31	636,43	954,63



### PROFILO H - PROFILE H

Tipo Type	Lp mm	Denti Teeth	Larghezza manicotto Width sleeve	Manicotto Sleeve €/mm	L=19,05 Code 075 €/Cinghia/Belt	L=25,4 Code 100 €/Cinghia/Belt	L=38,1 Code 150 €/Cinghia/Belt	L=50,8 Code 200 €/Cinghia/Belt	L=76,2 Code 300 €/Cinghia/Belt
2100 H	5334,00	420	440	11,29	249,55	332,62	498,95	665,45	998,19
2200 H	5588,00	440	440	12,22	270,10	360,14	540,20	720,26	1080,40
2360 H	5994,40	472	440	12,69	280,37	373,84	560,76	747,67	1121,52
2500 H	6350,00	500	440	13,44	296,98	395,96	593,95	791,94	1187,91
2680 H	6807,20	536	440	14,39	318,21	424,28	636,43	848,56	1272,84

### PROFILO XH - PROFILE XH

Tipo Type	Lp mm	Denti Teeth	Larghezza manicotto Width sleeve	Manicotto Sleeve €/mm	L=50,8 Code 200 €/Cinghia/Belt	L=76,2 Code 300 €/Cinghia/Belt	L=101,6 Code 400 €/Cinghia/Belt		
507 XH	1289,00	58	440	7,40	435,91	653,85	871,78		
560 XH	1422,40	64	440	8,17	480,95	721,39	961,86		
630 XH	1600,20	72	440	9,17	540,46	810,65	1080,88		
700 XH	1778,00	80	440	10,20	600,77	901,16	1201,52		
770 XH	1955,80	88	440	11,22	661,09	991,62	1322,17		
840 XH	2133,60	96	440	12,23	720,59	1080,88	1441,19		
980 XH	2489,20	112	440	14,27	841,23	1261,84	1682,47		
1120 XH	2844,80	128	440	16,31	961,07	1441,60	1922,12		
1260 XH	3200,40	144	440	18,35	1081,70	1622,53	2163,38		
1400 XH	3556,00	160	440	20,38	1201,52	1802,29	2403,05		
1540 XH	3911,60	176	440	22,43	1321,37	1982,04	2642,70		
1750 XH	4445,00	200	440	25,48	1501,52	2252,27	3003,01		

Tipo Type	Lp mm	Denti Teeth	Larghezza manicotto Width sleeve	Manicotto Sleeve €/mm	L=50,8 Code 200 €/Cinghia/Belt	L=76,2 Code 300 €/Cinghia/Belt	L=101,6 Code 400 €/Cinghia/Belt	L=127 Code 500 €/Cinghia/Belt	
700 XXH	1778,00	56	430	15,60	919,13	1378,70	1838,25	2297,83	
800 XXH	2032,00	64	430	17,84	1050,87	1576,29	2101,74	2627,18	
900 XXH**	2286,00	72	280	20,05	1181,84	1772,76	2363,67	2954,61	** NON a stock-chiedere tempi di consegna ** NOT in stock. Ask for delivery time
1000 XXH	2540,00	80	430	22,28	1313,58	1970,38	2627,18	3283,97	
1200 XXH**	3048,00	96	430	26,74	1575,54	2363,30	3151,05	3938,84	
1400 XXH**	3556,00	112	220	31,19	1838,25	2757,37	3676,50	4595,62	
1600 XXH	4064,00	128	220	35,66	2100,97	3151,46	4201,94	5252,43	
1800 XXH**	4572,00	144	220	40,11	2363,67	3545,53	4727,37	5909,21	